

THIS INFORMATION  
WILL BE PROVIDED  
PRIOR TO THE  
MEETING  
AGENDA ITEM # G-3



# Town of Discovery Bay

"A Community Services District"

## AGENDA REPORT

Meeting Date

June 06, 2012

Prepared By: Virgil Koehne, Water and Wastewater Manager  
Submitted By: Rick Howard, General Manager

### Agenda Title

Approve Purchase of a Trailer Mounted Trash Pump for Processing Wastewater

### Recommended Action

Authorize the General Manager to issue a Purchase Order in an amount not to exceed \$38,000 to Griffin Dewatering Corporation for the purchase of a trailer mounted trash pump for processing wastewater (Model 4TRND)

### Executive Summary

In 1999 the District purchased a used trailer mounted trash pump. The existing trash pump is intended to be utilized in an industrial setting as it is very noisy. It was not intended to be utilized in a residential setting.

The Board, in adopting the FY 2011-12 Capital Budget authorized a budget of \$20,000 for a trash pump. After evaluating options, including purchasing used, staff made the decision that it would be more appropriate to purchase a new trailer mounted trash pump that would come with a warranty and meets all current emission requirements.

The District has obtained three (3) quotes to purchase a sound attenuated enclosed trailer mounted trash-pump, to be used for day-to-day activities and for emergency sewage bypass.

The pump purchased in 1999 will remain in service, however, it will not be deployed into residential neighborhoods unless there is an emergency and the need arises. It will primarily be used at either of the two (2) Wastewater Treatment Plants.

The lowest responsible bid received was from Griffin Dewatering in the amount of \$32,635. This price does not include tax and delivery costs. Staff recommends that the Board authorize \$38,000 for this equipment.

### Fiscal Impact:

**Amount Requested** Not to exceed \$38,000 (\$20,000 from FY 2011-12 CIP and \$18,000 from the Salinity Study Project (Sewer Related)

**Sufficient Budgeted Funds Available?:** Yes (If no, see attached fiscal analysis)

**Prog/Fund #** 1112-001 **Category:** Operating Expenses

### Previous Relevant Board Actions for This Item

Adoption of FY 2011-12 CIP Budget

### Attachments

Bidders Price Quotes and Informational Materials

AGENDA ITEM: G-4



April 16, 2012

**GRIFFIN DEWATERING CORPORATION**  
536 East Maitland Street  
Ontario, CA. 91761-3317  
Phone: (909) 986-4498  
Fax: (909) 988-8457  
Contractor's License No. 448878

Town of Discovery Bay  
California

Attention: Mr. Virgil Loehne

Subject: Requested pricing for the model number 4TRND

Gentlemen:

As you have requested we would like to offer the following quotation for your consideration to provide 4TRND trash pump.

Griffin Model 4TRND self priming trash pump trailer mounted (Two axle heavy duty DOT rated). with enclosure powered by a John Deere diesel engine 49HP with an integral fuel tank 24 hour run time. See attached brochure for Model Features.

Price: \$32,635.00

Thank you for the opportunity to quote on your requirements. This quotation is valid for a period of 20 days from the above date and subject to the attached Sales Terms & Conditions. Payment terms: 50% non refundable deposit upon receipt of order, balance due prior to delivery. Prices exclude applicable taxes. Prices quoted F.O.B Houston Texas. Approx shipping \$1,950.00. Delivery subject to availability but at this time 5 to 7 weeks. Should you have any questions, about pricing or any items on this proposal please contact this California office.

Yours truly,

**GRIFFIN DEWATERING CORPORATION**

Steve Morris

Attachments: Terms and Conditions, spec sheet with pump curve

Accepted this day of \_\_\_\_\_, 20 \_\_\_\_\_

By: \_\_\_\_\_ Title \_\_\_\_\_

Print Name: \_\_\_\_\_


Purchase Order No. \_\_\_\_\_

Griffin Dewatering Corporation  
I.D. No.











## 4" Self-Priming Trash Pump Model 4TRND



### MODEL FEATURES

- Self-contained, portable, diesel-driven, self-priming, trash pump
- Operates efficiently at a wide range of conditions
- Able to pass 3" solids
- Rugged, quality construction
- Self-priming pump doesn't require additional priming system such as vacuum pump or compressors
- Silent operation (sound attenuated units)
- Secondary containment of oils and fuels (enclosed units)

### ENGINE

MAKE: John Deere  
 MODEL: 4024T  
 TYPE: 4-cylinder, 4-cycle water-cooled, turbo-charged diesel  
 DISPLACEMENT: 149 cu in. (2.44 L)  
 GOVERNOR: Mechanical  
 LUBRICATION: Constant pressure, full flow  
 AIR CLEANER: Dry type reusable  
 ELECTRICAL SYSTEM: 12V DC  
 SAFETY SHUTDOWNS: High head temperature, low oil pressure

### MANUFACTURER'S PERFORMANCE:

Rated Power—hp (kW)  
 intermittent: 49 (36.7)  
 Rated speed—rpm: 2800  
 Fuel Consumption (gallons per 24 hours operation at operating RPM)  
 - 38

### PUMP

TYPE: 4" Self-priming Trash Pump  
 MAX CAPACITY: 725 gpm  
 SHUTOFF HEAD: 130 ft.  
 RATED RPM: 1950 RPM  
 CASING: Gray Iron No. 30  
 IMPELLER: Ductile iron, open with wear plate, two blades  
 SEAL: cartridge type, mechanical, oil lubricated, tungsten titanium carbide rotating and stationary faces  
 SUCTION WEAR PLATE: Gray iron no. 30  
 SHAFT: Alloy Steel 4140HT  
 SHAFT SLEEVE: Alloy steel 4140HT  
 FREE PASSAGE: 3"

### STANDARD FITTINGS

SUCTION: 4" NPT with Female Camlock  
 DISCHARGE: 4" NPT w/ Male Camlock  
 OPTIONAL FITTINGS MAY BE AVAILABLE UPON REQUEST

### NOISE RATINGS (w/ optional sound-attenuated enclosure)

- Less than 70 dB @ 23'

### STANDARD EQUIPMENT

- Integral fuel tank with minimum 24 hour run time fuel capacity
- Center point lifting point
- Battery box

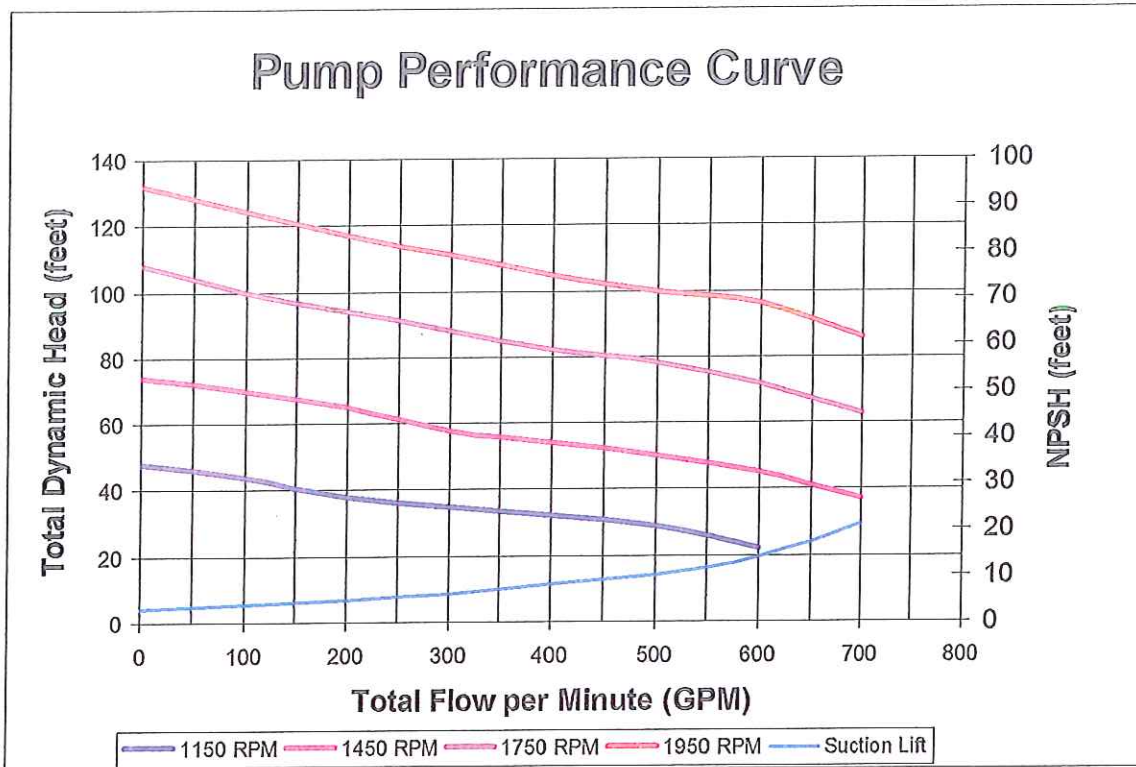
### AVAILABLE OPTIONS


- Optional DOT trailer
- Sound Attenuated Enclosure
- Hoses & fittings available

In the interest of product improvement, specifications may change without notice.



**GRIFFIN PUMP & EQUIPMENT**  
**4" SELF-PRIMING TRASH PUMP**  
**Model: 4TRND**







Virgil Koehne

---

**From:** Nick Chavez [nchavez@shapecal.com]  
**Sent:** Wednesday, April 25, 2012 12:54 PM  
**To:** Virgil Koehne  
**Subject:** Trailer Mount Dewatering Pump - Quote for Godwin CD100M CS  
**Attachments:** CD100m.pdf; criticallysilenced.pdf

Virgil,

Nice talking to you at the show last week. I have attached some information on the Godwin trailer self priming dewatering pump you were interested in.

Pricing below is based on model CD100M with sound attenuation enclosure. Price for this unit including trailer is \$43,900.00


Give me a call if you have any questions.

Thanks,  
Nick Chavez  
Shape Inc  
(925) 890 4749


5/29/2012

# Critically Silenced Dri-Prime® Pumps

Critically  
Silenced



Skid Mount




CD150M 6"  
(150mm)  
Dri-Prime for  
Stormwater  
Sewer Bypass



CD150M 6" (150mm) Dri-Prime  
Trailer Mount

The Critically Silenced enclosure houses the versatile Dri-Prime CD range and HL range pumps in a specially designed, acoustically-silenced enclosure. The Critically Silenced unit is intended for use in any application where pumping is required and engine and other noise must be kept to a minimum. Sound levels are approximately 69 dBA at 30 feet (9 meters).

The Critically Silenced unit is engineered from start to finish for quiet operation. The enclosure consists of 14 gauge sheet metal lined with 1" and 2" (25mm and 50mm) layers of polydamp acoustical sound deadening material. We've designed the engine with a critical grade silenced muffler, silenced the priming exhaust, and isolated engine vibration to further reduce operating noise. Hinged, lockable doors provide convenient access to operating controls and service locations. For added versatility, the entire skid mounted unit can be unbolted and removed from the DOT highway trailer.



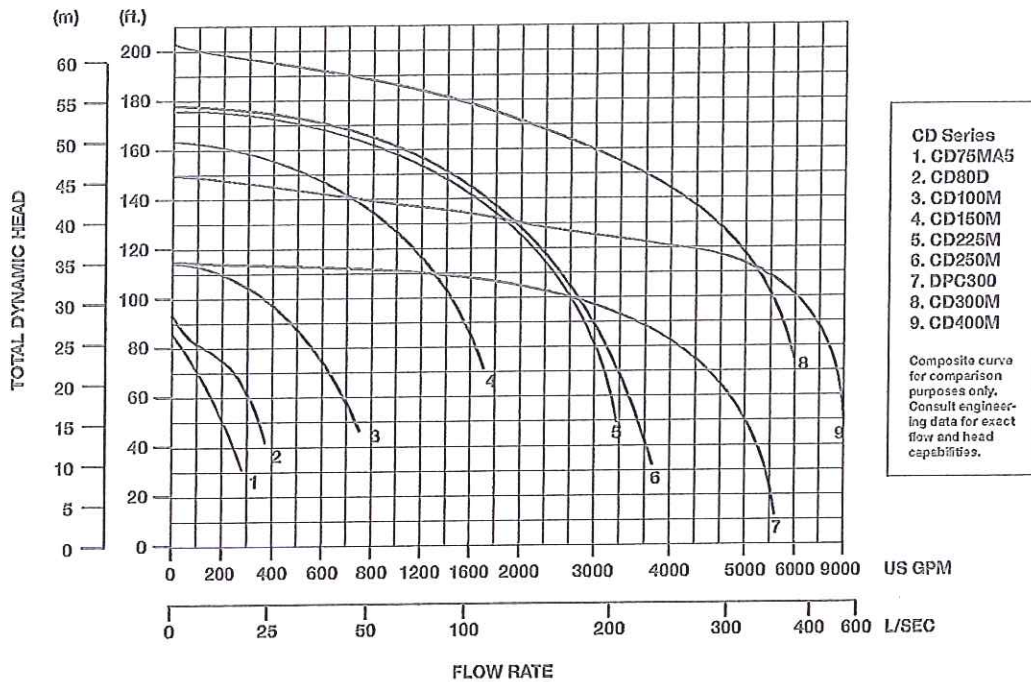
Hinged, lockable doors provide access to operating controls and service locations.

godwin  
pumps

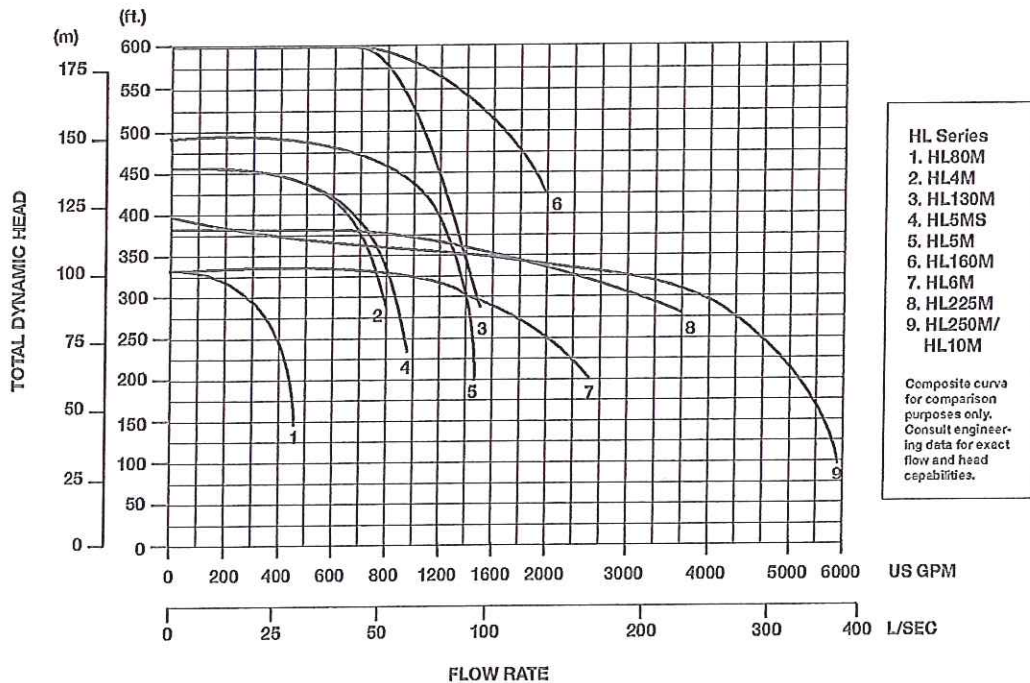




## CD Series Dri-Prime® Pump Performance Curve



## HL Series Dri-Prime® Pump Performance Curve



**CORPORATE OFFICES:** One Floodgate Road, Bridgeport, NJ 08014, USA • (856) 467-3636 • Fax: (856) 467-4841  
 Quenington, Cirencester, Glos. GL7 5BX, UK • Tel: +44 (0)1285-750271 • Fax: +44 (0)1285-750352

E-mail: sales@godwinpumps.com • www.godwinpumps.com

**LOCATIONS:** Norwich, CT • Buffalo, NY • Chicago, IL • Washington, DC • Richmond, VA  
 Virginia Beach, VA • Charleston, WV • N. Charleston, SC • Raleigh, NC • Charlotte, NC  
 Atlanta, GA • Houston, TX • San Antonio, TX • Helena, MT • Los Angeles, CA

**godwin  
pumps**

Dri-Prime® and the color orange for pumps are registered trademarks of Godwin Pumps of America, Inc. Specifications and illustrations are subject to revision without notice.  
 © Copyright 2003 Godwin Pumps of America, Inc. All rights reserved. GPASL-071.503



GMI Quote #

May 31, 2012

To: Virgil Koehne  
Town of Discovery Bay - Water/Wastewater Facilities Manager

Re: Pioneer Trailer Mounted Centrifugal Solids Handling Pump

Dear Mr. Koehne,

We are pleased to offer the following for your consideration:

**PIONEER PRIME SOUND ATTENUATED DOT TRAILER MOUNTED PUMP PACKAGE:**

**Model: SAPP44S8L71-C2.2**

- Pioneer Prime Heavy Duty Solids Handling Pump with Vacuum Assisted Priming
- Ductile Iron Construction with Run Dry Mechanical Seal and Cast Iron Wear Ring(s)
- 8.25 Inch Full Diameter CA6NM Stainless Steel Impeller
- Oil Lubricated Bearing Frame
- CAT Model 2.2 Engine Rated at 31Continuous HP @ 1800 RPM (Enables pump operation to 2000 RPM per attached performance curve)
- Single Axle DOT Trailer Mounted Package with 12 Volt – 4D Battery
- Auto Start/Stop Programmable Engine Control Panel
- Coated Galvaneel Sound Attenuated Enclosure
- See Attached Specification Sheet for Complete Details
- Fully Assembled, Primed, Painted Sunbelt Green and Prepared for Shipment

**PRICING AND LEAD TIME**

For the total price of.....	\$38,700.00
Net price <u>deduct</u> for CAT C1.5 (Maximum pump speed of 1800 RPM) .....	\$1,305.00
Shipment, after release for manufacturing.....	8-10 WEEKS
Shipment point.....	F.O.B Canby, OR



**GIERLICH**  
— EST. 1964 —  
**MITCHELL**

**GENERAL NOTES:**

1. No taxes included in above pricing
2. Pricing valid for thirty (60) days from date of proposal.
3. Price is F.O.B. factory with freight to jobsite included.
4. Proposal subject to GMI Terms & Conditions attached and/or terms and conditions of individual companies quoted.
5. If this proposal makes reference to certain section numbers in the specifications, these are listed for reference only. We will not be responsible for furnishing all the equipment in these sections, but only that equipment which is specifically listed in our proposal; nor will we furnish any items of equipment which are omitted from the engineer's drawings or specifications unless specifically listed in our proposal.
6. It is the contractor's responsibility to thoroughly review the individual supplier's scope letters to ensure that they are in compliance with the specifications and all addendums. Neither Gierlich-Mitchell, Inc., nor their suppliers will be held responsible for any deficiencies between the manufacturer's proposal and the specifications, including all addenda.

Thank you for giving us the opportunity to quote you on this project. If you have any comments or questions, please feel free to contact our office at (714) 236-6070, or myself directly at (925) 858-2390

Respectfully yours,  
**GIERLICH-MITCHELL, INC.**



Brant Williams  
Sales Engineer



**TERMS AND CONDITIONS OF SALE**

Proposal No.

1. **ACCEPTANCE.** This proposal is submitted to Purchaser subject to the terms and conditions hereinafter set forth. There are no agreements or representations, verbal or otherwise, outside of this proposal. Upon the acceptance hereof by Purchaser by signing an acceptance copy of this proposal and returning the same to Seller and upon execution of this proposal by an authorized representative of Seller, this proposal shall become a binding contract
2. **DELIVERIES.** GIERLICH-MITCHELL, Inc. shall not be liable for delays in delivery due to fire, flood, natural causes, labor trouble (including strikes, slowdowns and lockouts), war, Government regulation, riot, civil disorders, interruption of or delay in transportation, power failure, inability to obtain materials and supplies, accidents, acts of God, or any other cause beyond Seller's reasonable control. Please let us know the delivery date required for this equipment. We will process this order using all means possible to insure "on time" delivery. Any information regarding delays in your schedule that will affect our equipment, must be made available to us. In most instances, our factories can delay shipment of equipment within reasonable limits to meet a revised schedule. Job delay information not passed on to us in time for us to reschedule delivery will not be considered sufficient cause to delay payment to us. If shipment is delayed at request of Purchaser or by Governmental actions, payment becomes due when the factory is ready to make shipment.
3. **PAYMENT.** Terms are 15% upon submittal approval, 85% Net 30 days from date of shipment invoice. Interest charges of 1.5% per month will be added to any past due invoices. Seller may ship on a "when ready" basis and partial invoice that equipment shipped. Partial invoices are bound by the same terms and conditions as those invoices submitted upon complete shipment of equipment.
4. **BACKCHARGES** not authorized by GIERLICH-MITCHELL, INC. written purchase order will not be honored.
5. **RETENTIONS** not previously approved in writing by GIERLICH-MITCHELL, INC. will not be honored.
6. **RESPONSIBILITY.** GIERLICH-MITCHELL, INC. shall not be responsible for damage to equipment if misused, stored or improperly installed. GIERLICH-MITCHELL, INC. SHALL NOT BE LIABLE FOR CONSEQUENTIAL, LIQUIDATED OR OTHER SPECIAL DAMAGES, CONSEQUENTIAL DAMAGES FOR THE PURPOSES OF THIS AGREEMENT SHALL INCLUDE BUT NOT BE LIMITED TO, LOSS OF USE, INCOME OR PROFIT, OR LOSS OF DAMAGE TO PROPERTY (INCLUDING, BUT WITHOUT LIMITATION, PRODUCTS MANUFACTURED, PROCESSED OR TRANSPORTED BY THE USE OF THE EQUIPMENT) OCCASIONED BY OR ARISING OUT OF THE OPERATION, USE, INSTALLATION, REPAIR OR REPLACEMENT OF THE EQUIPMENT OR OTHERWISE. Breach of any term or condition of this contract shall not be deemed to invalidate the remainder of this contract.
7. **WARRANTY.** For benefit of the original user, GIERLICH-MITCHELL, INC., warrants all new equipment to be free from defects in material and workmanship; and will replace or repair, F.O.B. at its factories or other location designated by it, any part or parts returned to it which GIERLICH-MITCHELL, Inc. examination shall show to have failed under normal use and service by the original user within one year following initial shipment to the Purchaser. This warranty does not cover parts damaged by maintenance, installation, modification or adjustment. Such repair or replacement shall be free of charge for items except for those items that are consumable and normally replaced during maintenance.



**GIERLICH**  
**MITCHELL**  
— EST. 1964 —

THIS WARRANTY IS EXPRESSLY MADE BY GIERLICH-MITCHELL, INC. AND ACCEPTED BY PURCHASER IN LIEU OF ALL OTHER WARRANTIES, WHETHER WRITTEN, ORAL, EXPRESS, IMPLIED OR STATUTORY.

This warranty shall not apply to equipment or parts thereof which have been altered or repaired without GIERLICH-MITCHELL, INC. authorization or damaged by improper installation or application, or subject to misuse, abuse, neglect or accident. This warranty applies only to equipment manufactured and sold by GIERLICH-MITCHELL, INC. In cases where equipment is manufactured by others, the manufacturer's warranty shall take precedence.

8. **TAXES.** Prices are exclusive of all taxes, federal, state, local of any kind of nature.
9. **PRICE PROTECTION.** Unless otherwise set forth herein, prices are firm based upon the following conditions:
- Receipt of a valid order within thirty (30) days from date or proposal.
  - Receipt of drawings and specifications necessary to proceed within one week of purchase order.
  - Receipt of customer's complete written approval and release for production within four weeks after approval drawings are submitted by GIERLICH-MITCHELL, INC.

Prices will be increased a maximum of one percent per month for any additional time required by contractor.

10. **TRANSPORTATION.** Unless otherwise set forth herein, all prices are F.O.B. our factories with full freight allowed. The consignee must report all claims for damages in transit to the carrier.

11. **COMPLIANCE WITH LAWS.** Purchaser shall be solely responsible for securing any necessary permits under and for compliance with all safety, health, sanitation and other laws, ordinances and regulations in connection with the installation and operation of the equipment.

12. **INDEMNIFICATION.** It is understood that Seller has relied upon data furnished by and on behalf of Purchaser with respect to the safety aspects of the equipment and that is Purchaser's responsibility to assure that the equipment will, when installed and put in use, be in compliance with safety requirements fixed by law and otherwise legally adequate to safeguard against injuries or damage to persons or property. Purchaser hereby agrees to defend, indemnify and hold harmless Seller, its' agents and employees, against any and all losses, costs, damages, claims, liabilities or expenses, including but not limited to reasonably attorney's fees arising out of or use or operation of the same, except claims for repair or replacement of defective parts as provided in Paragraph 7 hereof.

13. **RETURN GOODS.** Goods may not be returned without previous written permission. Returned material must be sent prepaid and is subject to a re-stocking charge.

14. **CANCELLATION.** The purchaser may cancel his order only upon written notice and payment of reasonable cancellation charges, taking into account expenses, commitments already made, and anticipated profit.

15. **TITLE.** Title to equipment specified herein, and to any and all additions and accessories thereto and substitutions therefore, shall remain with Seller until the purchase price thereof is paid in full.

16. **LIEN INFORMATION.** Please provide if applicable.

**GIERLICH**  
— EST. 1964 —  
**MITCHELL**

This signed acceptance of this quotation constitutes a contract and order to purchase in accordance with all Terms and Conditions referred to herein. Buyers purchase order is acceptable, providing purchase order references Terms and Conditions contained herein.

**Project:      Town of Discovery Bay, CA**

Accepted: \_\_\_\_\_

Accepted: Gierlich-Mitchell, Inc \_\_\_\_\_

Signature: \_\_\_\_\_

Signature: \_\_\_\_\_

By: \_\_\_\_\_

By: \_\_\_\_\_

Date: \_\_\_\_\_

Date: \_\_\_\_\_





# PIONEER PRIME SERIES – VACUUM ASSISTED CENTRIFUGAL PUMP ENGINE PACKAGE SPECIFICATION SHEET MODEL: PP44S8L71-C2.2NA

## Pump Specifications

<b>Size:</b>	4" x 4" Class 150 ANSI Flanges
<b>Volute Casing:</b>	ASTM A356 Grade 65-45-12 Ductile Iron
<b>Max Operating Pressure:</b>	250 PSI (17.2 BAR)
<b>Wear Ring(s):</b>	ASTM A48 Class 40 Gray Iron
<b>Brac-plate:</b>	ASTM A356 Grade 65-45-12 Ductile Iron
<b>Seal Gland:</b>	ASTM A356 Grade 65-45-12 Ductile Iron
<b>Suction Cover:</b>	ASTM A536 Grade 65-45-12 Ductile Iron
<b>Mechanical Seal:</b>	Single Type Seal w/ Tungsten Carbide vs. Silicon Carbide Seal Faces, Viton Elastomers, 300 Series Stainless Steel Hardware and Spring Seal System Designed for Indefinite Dry Running
<b>Impeller:</b>	Enclosed Type Non-Clog Impeller w/ 3.0" Spherical Solids Handling Capability -- ASTM A744 CA6NM Stainless Steel
<b>Bearing Housing:</b>	ASTM A48 Class 30/35 Gray Iron
<b>Pump End Bearing:</b>	Single Row Ball
<b>Drive End Bearing:</b>	Single Row Ball
<b>Shaft:</b>	1144 Stress Proof Steel Chromed and Ground Fits
<b>O-rings:</b>	Buna-n (Viton OPTIONAL)
<b>Lubrication:</b>	Oil Lubrication (Grease OPTIONAL)
<b>Optional Materials:</b>	Special Metals Including: 316 Stainless Steel, CD4MCu Stainless Steel, and Hardened Materials

## UltraPrime™ Priming System

<b>Continuous Vacuum Pump:</b>	Mechanically Driven Diaphragm Style
<b>Air Flow Capacity:</b>	50 CFM
<b>Casing:</b>	Corrosion Resistant Aluminum W/ Buna-n Elastomer
<b>Separator Spool:</b>	Baffled Chamber Mild Steel
<b>PosiValve™ Air Separation Valve:</b>	Non-Corrosive 300 Series Stainless Steel—US Patent# 678330
<b>Discharge Check Valve:</b>	Swing Style - Cast Iron with Buna-n Disc

## Features

• Indefinite Run-Dry Capability
• Manual-Start Controls
• Modular Skid/Trailer Design/Pump
• Extreme Flow Technology
• Environmentally Safe Priming System with Patented PosiValve™

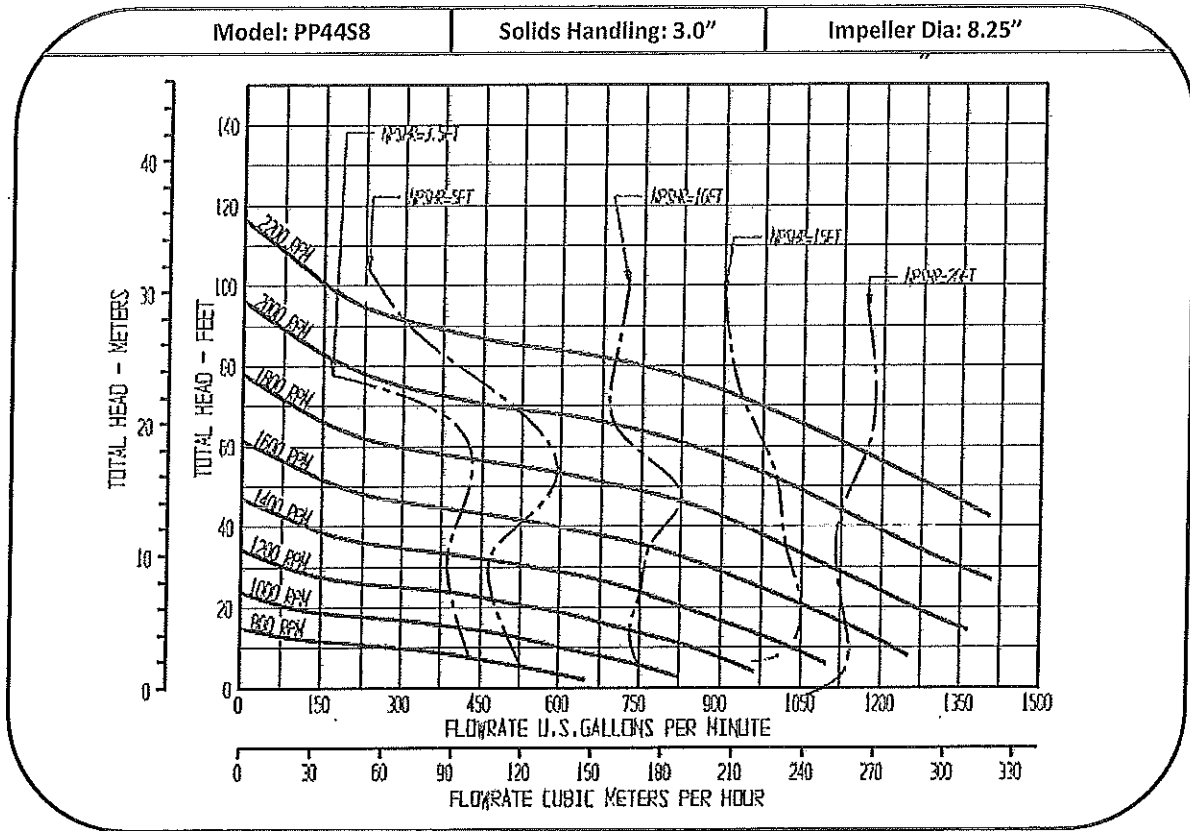
## Options

• D.O.T. Trailer
• Surge or Electric Brakes
• Drag Skid w/ Fork Pockets
• Telemetry
• Quick Disconnect Fittings
• Auto-Start Controls

## Engine Specifications

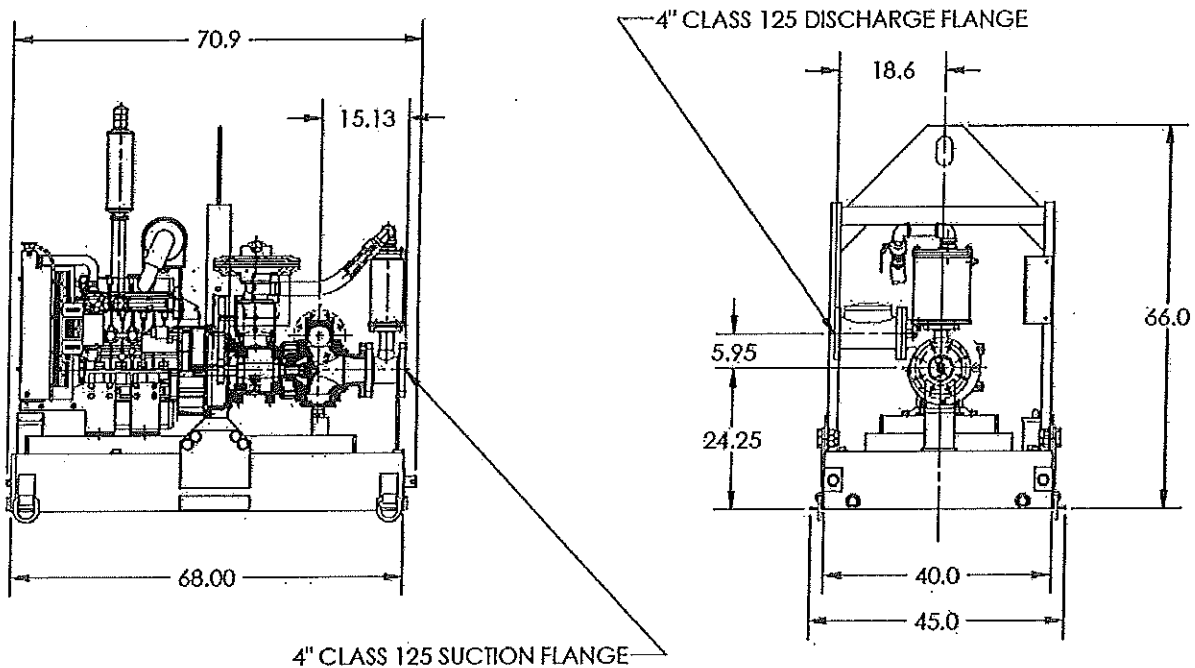
<b>Engine Type:</b>	Four Cylinder, Four Cycle, Water Cooled Diesel
<b>Displacement:</b>	135.0 Cu. In. (2.216 L.)
<b>Fuel Tank:</b>	60 US Gallons (228 L.)
<b>Fuel Consumption:</b>	1.22 GPH (0.005 m3/h) at 1,800 RPM (Full Load)
<b>Continuous Horsepower:</b>	80 HP at 1,800 RPM
<b>Operating Time:</b>	Over 24 Hours (Full Load)
<b>Safety Shut Down Switches:</b>	Low Oil Pressure, High Temperature, and V-Belt Failure
<b>Instrument Panel:</b>	Oil Pressure Gauge, Ampmeter, Hourmeter, and Tachometer

# Performance Curve



## Drawing

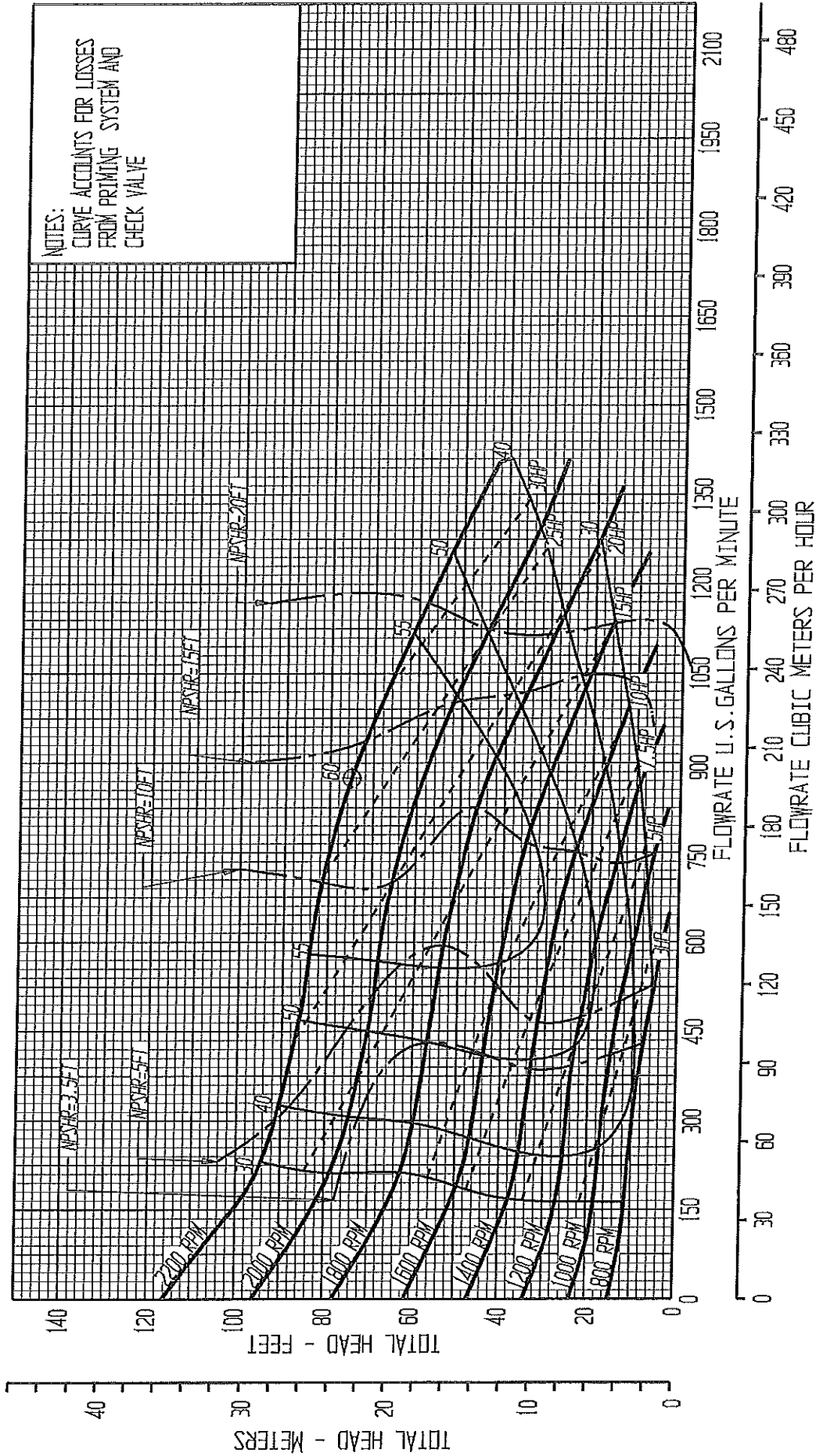
PP44S8L71-C2.2NA with Standard Skid  
 Dry Weight: 2,500 lbs.





NOTES:

NOTES:  
 CURVE ACCOUNTS FOR LOSSES  
 FROM PRIMING SYSTEM AND  
 CHECK VALVE



TESTED 06/19/09 (TEST 000131)



**PIONEER PUMP**  
 PERFORMANCE THROUGH INNOVATION™

MODEL: PP44S8

SIZE: 4" x 4"

IMPELLER DIA. 8.25"

SOLIDS SIZE: 3.0"

DWG NO. 07663HQ  
 REVISION: 003  
 DRAWN BY: ESW  
 DATE: 7/6/2009



# Town of Discovery Bay

*"A Community Services District"*

## AGENDA REPORT

Meeting Date

June 6, 2012

Prepared By: Calista Anderson, Executive Assistant  
Submitted By: Rick Howard, General Manager

### Agenda Title

Agency Comment Request – Development Plan Application – Pacific/Bowie-Tracy II (Sandy Cove Shopping Center) (DP11-3025)

### Recommended Action

As Necessary

### Executive Summary

The Contra Costa County Department of Conservation and Development has requested Board input into a proposed Development Plan Application from Stephen Bowie of Pacific/Bowie-Tracy II (Sandy Cove Shopping Center) for consideration to modify the final development plan DP01-3032, condition of approval #9 (d) to allow for restaurant seating to increase from the original one hundred sixty (160) to two hundred eighteen (218) for the shopping center, excluding McDonalds. No construction is proposed at this time.

The reason for the modification is that the shopping center has leased to two (2) restaurants (Bryon Inn Café & Matsuyama) that were not in the original conditions of approval. The owner wants to modify the number of seats to include these two (2) restaurants and have additional twenty four (24) seats if needed. According to the project planner, there are sufficient parking spaces for these additions.

A diagram of the property is attached.

The Contra Costa County Department of Conservation and Development is seeking Board input into this proposed modification.

### Fiscal Impact:

Amount Requested \$N/A

Sufficient Budgeted Funds Available?: (If no, see attached fiscal analysis)

Prog/Fund # Category: Pers. Optg. Cap. -or- CIP# Fund#

### Previous Relevant Board Actions for This Item

N/A

### Attachments

Agency Comment Request – DP11-3025

AGENDA ITEM: G-5

CONTRA COSTA COUNTY  
 DEPARTMENT OF CONSERVATION AND DEVELOPMENT  
 COMMUNITY DEVELOPMENT DIVISION  
 30 Muir Road  
 Martinez, CA 94553-4601  
 Phone: 925-674-7205  
 Fax: 925-674-7258

TownOfDiscoveryBay CSD  
 Received  
 MAY 24 2012



### AGENCY COMMENT REQUEST

Date May 23, 2012

We request your comments regarding the attached application currently under review.

**DISTRIBUTION**

Building Inspection     Grading Inspection

HSD, Environmental Health, Concord

HSD, Hazardous Materials

PW - Flood Control (Full Size)

PW - Engineering Svcs (Full Size)

Date Forwarded \_\_\_\_\_

PW Traffic (Reduced)

PW Special Districts (Reduced)

PW—APC Floodplain Tech (2<sup>nd</sup> Floor)

Advance Planning

Redevelopment Agency/Housing

Historical Resources Information System

CA Native American Heritage Comm.

CA Fish & Game, Region # \_\_\_\_\_

U.S. Fish & Wildlife Service

Fire District \_\_\_\_\_

Sanitary District \_\_\_\_\_

Water District \_\_\_\_\_

City of \_\_\_\_\_

School District \_\_\_\_\_

East Bay Regional Park District

MAC/TAC \_\_\_\_\_

Diablo/Discovery Bay CSD

DOIT - Deputy Director, Communications

CDD-GIS

LAFCO

East CCC Habitat Conservancy (HCP/NCCP)

County Geologist

Airport Land Use Commission Staff (ALUC)

**Community Organizations:**

\_\_\_\_\_

\_\_\_\_\_

\_\_\_\_\_

Please submit your comments as follows:

Project Planner Christine Louie

Phone # 925-674-7787

E-mail christine.louie@dcd.cccounty.us

County File # DP11-3025

Prior to June 15, 2012

\*\*\*\*\*

We have found the following special programs apply to this application:

Redevelopment Area

Active Fault Zone

Flood Hazard Area, Panel # \_\_\_\_\_

60 dBA Noise Control

CA EPA Hazardous Waste Site

\_\_\_\_\_

**Mineral Rights Holder:**

\_\_\_\_\_

\*\*\*\*\*

**AGENCY:** Please indicate the code section of recommendations required by law or ordinance. Send copies of your response to the Applicant & Owner.

Comments:  None     Below     Attached

\_\_\_\_\_

\_\_\_\_\_

\_\_\_\_\_

\_\_\_\_\_

\_\_\_\_\_

\_\_\_\_\_

\_\_\_\_\_

\_\_\_\_\_

Print Name \_\_\_\_\_

Signature \_\_\_\_\_ DATE \_\_\_\_\_

Agency phone # \_\_\_\_\_





**CONTRA COSTA COUNTY**  
**Department of Conservation & Development**  
**Community Development Division**

**DEVELOPMENT PLAN APPLICATION**

**TO BE COMPLETED BY OWNER OR APPLICANT**

<b>OWNER</b> Name PACIFIC/BOWIE-TRACY II	<b>APPLICANT</b> Name SAME
Address P.O. BOX 3060	Address
City, State/Zip Newport Beach, CA 92658	City, State/Zip
Phone (949) 760-8591 email SBOWIE@PDGCENTERS.COM	Phone email
By signing below, owner agrees to pay all costs, including any accrued interest, if the applicant does not pay costs. <input type="checkbox"/> Check here if billings are to be sent to applicant rather than owner. Owner's Signature <i>[Signature]</i>	By signing below, applicant agrees to pay all costs for processing this application plus any accrued interest if the costs are not paid within 30 days of invoicing. Applicant's Signature _____
<b>CONTACT PERSON (optional)</b> Name Stephen R. Bowie	<b>PROJECT DATA</b> Total Parcel Size: 10.78 Acres
Address P.O. BOX 3060	Proposed Number of Units: existing
City, State/Zip Newport Beach, CA 92658	Proposed Square Footage: existing
Phone (949) 760-8591 email SBOWIE@PDGCENTERS.COM	Estimated Project Value: N/A
Project description (attach supplemental statement if necessary): Modification to development plan condition 9(d) to permit restaurant seating not to exceed 218 seats excluding McDonalds.	

↓ **FOR OFFICE USE ONLY** ↓

Project description: This is a request to modify the final development plan #DP01-3032, condition of approval #9(d), to allow for restaurant seating to increase to 218 for the shopping center, excluding McDonalds. No construction is proposed at this time.

Property description: Sandy Cove Shopping Center

Ordinance Ref.:	TYPE OF FEE	FEE	CODE	Assessor's #: 011-470-002-003,004, 005,006,007,009, 010
Area: Discovery Bay	*Base Fee/Deposit	\$ 1000.00	S-	Site Address: 14810 - 14896 Hwy 4
Fire District: East Contra Costa	Late Filing Penalty (+50% of above if applicable)		S-066	Zoning District: P-1
Sphere of Influence: —	#Units _____ x \$195.00		S-014	Census Tract: 3040.00
Flood Zone:	Sq. Ft. x \$0.20			Atlas Page:
Panel Number:	Notification Fee	15.00 / 30.00	S-052	General Plan: CO
x-ref Files: DP01-3032	Fish & Game Posting (if not CEQA exempt)	75.00	S-048	Substandard Lot: YES <input type="checkbox"/> NO <input checked="" type="checkbox"/>
SD00-8456, LP00-2095	Environmental Health Dept.	47.00	5884	Supervisory District: 3
	Other:			Received by: Christine
Concurrent Files:	<b>TOTAL</b>	\$ 1152.00		Date Filed: September 23, 2011
	<b>Receipt #</b>			File #DP 11-3025
*Additional fees based on time and materials will be charged if staff costs exceed base fee.				

**INSTRUCTIONS ON REVERSE**





# Town of Discovery Bay

*"A Community Services District"*

## AGENDA REPORT

Meeting Date

June 6, 2012

Prepared By: Rick Howard, General Manager  
Submitted By: Rick Howard, General Manager

### Agenda Title

Agency Comment Request -- Home Occupation Permit Application -- McMahon (LP12-2051)

### Recommended Action

As Necessary

### Executive Summary

The Contra Costa County Department of Conservation and Development has requested Board input into a proposed Land Use Permit Application from Michael and Connie McMahon for consideration to operate a home based business. The business is the administrative portion for distribution of tackle for fishing crab.

The home is located at 1862 Dolphin Place, Discovery Bay. A diagram of the property is attached.

The Contra Costa County Department of Conservation and Development is seeking Board input into this proposed modification.

### Fiscal Impact:

Amount Requested \$N/A

Sufficient Budgeted Funds Available?: (If no, see attached fiscal analysis)

Prog/Fund # Category: Pers. Optg. Cap. -or- CIP# Fund#

### Previous Relevant Board Actions for This Item

N/A

### Attachments

Agency Comment Request -- LP12-2051

AGENDA ITEM: G-6



TOWN OF DISCOVERY BAY  
 RECEIVED  
 5-17-12



Seal  
 5-16-12  
 (1)

**AGENCY COMMENT REQUEST**

Date 5/16/12

We request your comments regarding the attached application currently under review.

**DISTRIBUTION**

Building Inspection     Grading Inspection

HSD, Environmental Health, Concord

HSD, Hazardous Materials

P/W - Flood Control (Full Size)

P/W - Engineering Svcs. (Full Size)

Date Forwarded \_\_\_\_\_

P/W Traffic (Reduced)

P/W Special Districts (Reduced)

P/W—APC Floodplain Tech (2<sup>nd</sup> Floor)

Advance Planning

Redevelopment Agency/Housing

Historical Resources Information System

CA Native American Heritage Comm.

CA Fish & Game, Region # \_\_\_\_\_

U.S. Fish & Wildlife Service

Fire District \_\_\_\_\_

Sanitary District \_\_\_\_\_

Water District \_\_\_\_\_

City of \_\_\_\_\_

School District \_\_\_\_\_

East Bay Regional Park District

MAC/TAC \_\_\_\_\_

~~Diablo~~/Discovery Bay CSD

DOIT - Deputy Director, Communications

CDD-GIS

LAFCO

East CCC Habitat Conservancy (HCP/NCCP)

County Geologist

Airport Land Use Commission Staff (ALUC)

**Community Organizations:**

\_\_\_\_\_

\_\_\_\_\_

\_\_\_\_\_

Please submit your comments as follows:

Project Planner Simar Gill

Phone # (925) 674-7815

E-mail simarjeet.gill@dcd.cccounty.us

County File # LP12-2051

Prior to June 5, 2012

\*\*\*\*\*

We have found the following special programs apply to this application:

No Redevelopment Area

No Active Fault Zone

B Flood Hazard Area, Panel # \_\_\_\_\_

60 dBA Noise Control

CA EPA Hazardous Waste Site

Mineral Rights Holder:

\_\_\_\_\_

\_\_\_\_\_

\*\*\*\*\*

**AGENCY:** Please indicate the code section of recommendations required by law or ordinance. Send copies of your response to the Applicant & Owner.

Comments:  None     Below     Attached

\_\_\_\_\_

\_\_\_\_\_

\_\_\_\_\_

\_\_\_\_\_

\_\_\_\_\_

\_\_\_\_\_

\_\_\_\_\_

\_\_\_\_\_

Print Name \_\_\_\_\_

Signature \_\_\_\_\_ DATE \_\_\_\_\_

Agency phone # \_\_\_\_\_



Department of Conservation & Development  
Community Development Division

**HOME OCCUPATION USE PERMIT APPLICATION**

TO BE COMPLETED BY OWNER/APPLICANT

<b>OWNER</b> Name <u>CONNIE E. McMAHON</u> Address <u>MICHAEL P. McMAHON</u> City, State/Zip <u>DISCOVERY BAY, CA 94505</u> Phone <u>925-634-7286</u> email <u>MIKE.McMAHON@SBCG</u>	<b>APPLICANT</b> Name <u>MICHAEL P. McMAHON</u> Address <u>1862 DOLPHIN PLACE</u> City, State/Zip <u>DISCOVERY BAY, CA 94505</u> Phone <u>925-634-7286</u> email <u>MIKE.McMAHON@SBCG</u>
By signing below, owner agrees to pay all costs, including any accrued interest, if the applicant does not pay costs. <input type="checkbox"/> Check here if billings are to be sent to applicant rather than owner. Owner's Signature <u>Michael P. McMahon</u>	By signing below, applicant agrees to pay all costs for processing this application plus any accrued interest if the costs are not paid within 30 days of invoicing. Applicant's Signature <u>Michael P. McMahon</u>

**CONTACT PERSON (optional)**

Name \_\_\_\_\_  
Address \_\_\_\_\_  
City, State/Zip \_\_\_\_\_  
Phone \_\_\_\_\_ email \_\_\_\_\_

Nature of business (attach supplemental statement if necessary): FISHING TACKLE Reel-CRABBING SOLD TO BAIT & TACKLE RETAIL STORES.

**FOR OFFICE USE ONLY**

Application description: Applicant requests approval of a home occupation permit to allow the administrative portion of a tackle & Bait shop.

Property description: \_\_\_\_\_

Please submit: (a) three (3) sets of a complete site plan including a floor plan indicating the area where the business will be conducted (8 1/2" X 11"); (b) "Important Notice to Applicants" form signed and dated

Assessor's #:	TYPE OF FEE	FEE	CODE	
<u>008-091-020</u>	*Base Fee/Deposit	\$300.00	S-026	
Zoning District: <u>P-1</u>	Late Filing Penalty (+50% of above if applicable)		S-066A	
Census Tract: <u>3040.037</u>	Notification Fee = # Addresses X \$1.50 + \$30.00	<u>31.50</u>	S-052B	
Atlas Page:	Environmental Health Dept.	<del>4730</del>	5884	
General Plan: <u>SM</u>				
Supervisorial District: <u>3</u>				
Area: <u>Discovery Bay</u>	<b>TOTAL</b>	<b>\$ 331.50</b>		Received by: <u>Simar</u>
Fire District: <u>East CO Fire</u>	<b>Receipt #</b>			Date Filed: <u>5/11/12</u>
CEQA: <u>Categorically Exempt</u>	*Additional fees based on time and materials will be charged if staff costs exceed base fee.			File # <u>LP12-2051</u>
<input type="checkbox"/> 1(n) HOME OFFICE <input type="checkbox"/> CLASS _____				

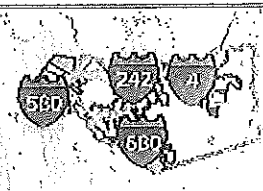
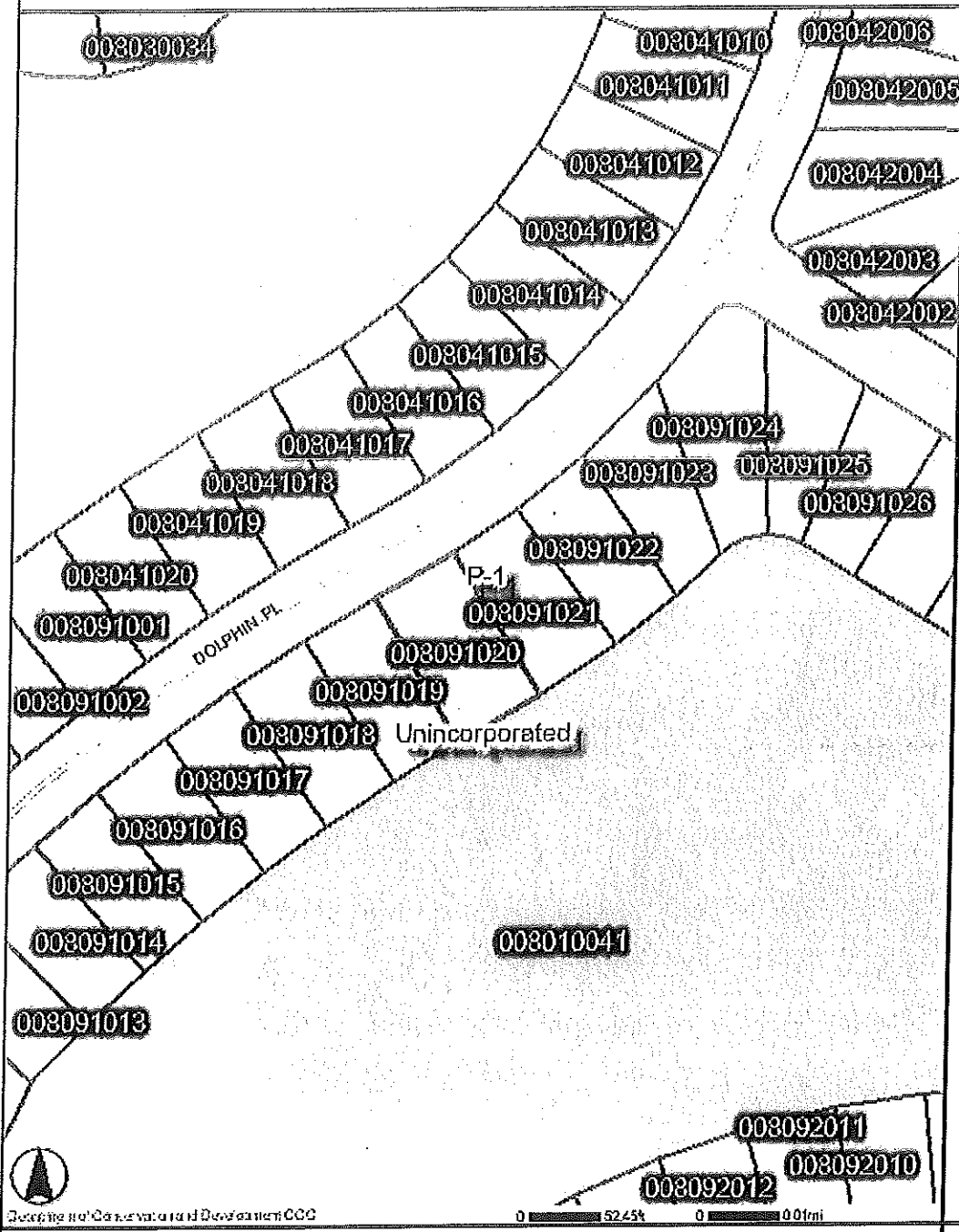
Mike.mcmahon@sbcg10bae.net

PLEASE COMPLETE REVERSE SIDE





# Zoning



- Select Layer
  - Parcels
  - Highways
  - Railways
  - Streets
  - Sticks
  - Major Highways
  - Highways
  - Major Roads
  - Ramps
  - Ferry Crossing
- Zoning**
- U, X
  - T-1, FH
  - R-3, TOV-X
  - R-3, S-2
  - R-3, FH
  - R-7, X
  - R-6, X
  - R-6, TOV-X
  - R-40, FH
  - P-1, S-2
  - P-1, X
  - P-1, TOV-X
  - P-1, FH
  - O-1, TOV-X

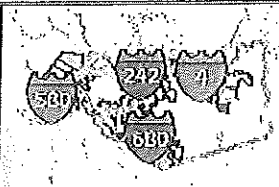



Geographic Information System and Development COG

0 0.5245 0 0.01mi

Refer to the ArcGIS Administrators Guide for instructions on how to set the disclaimer text displayed in this area.

# Ortho



- Select Layer
- Parcels
- Highways
- Railways
- Streets
- Streets
- Major Highways
- Highways
- Major Roads
- Ramps
- Ferry Crossing
- City Limits**
- Antioch
- Brentwood
- Clayton
- Concord
- Danville
- El Cerrito
- Hercules
- Lafayette
- Martinez
- Moraga
- Oakley
- Orinda
- Pinole

Department of Community and Development CCC

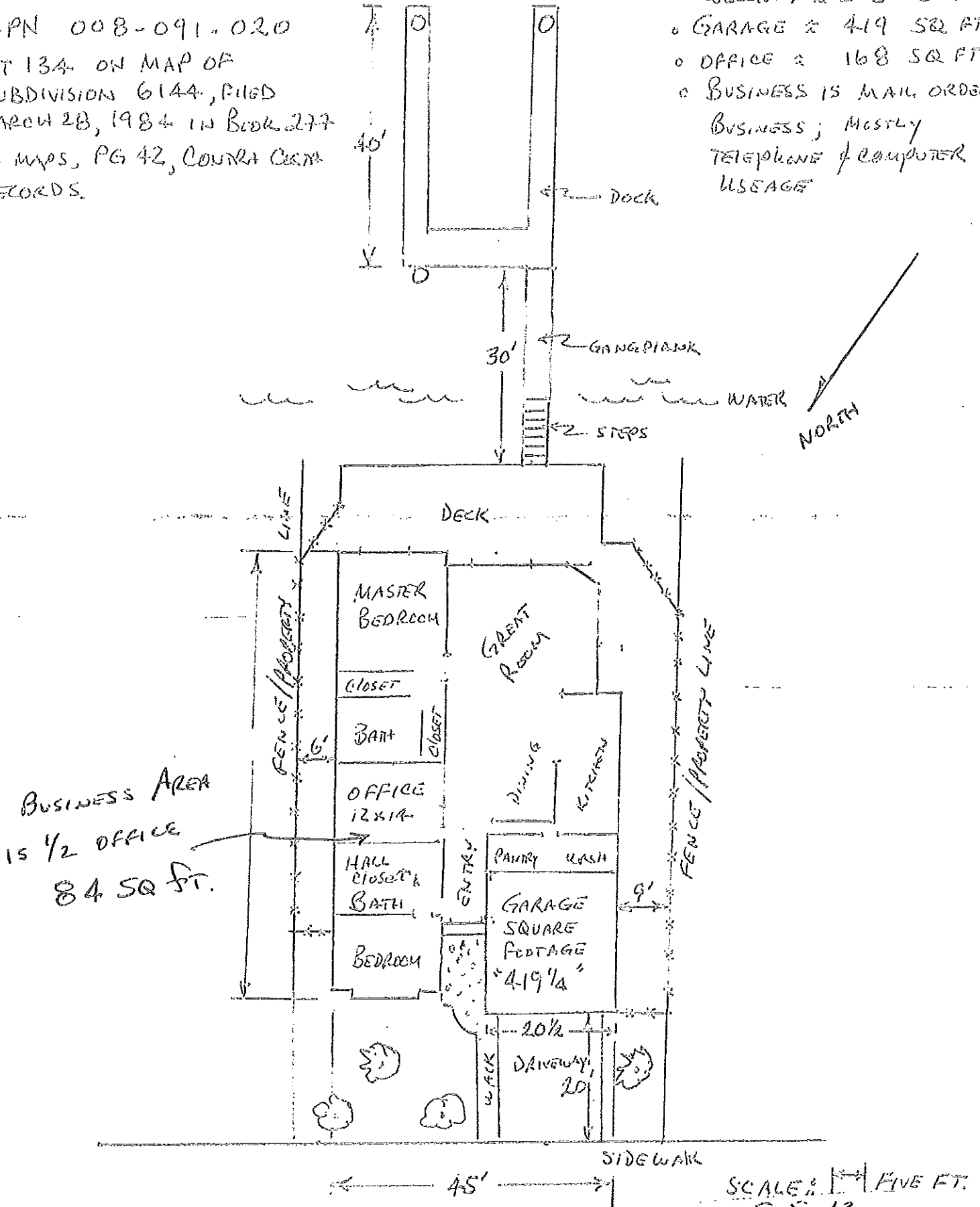
0 47.31ft 0 0.01mi

Refer to the Accela GIS Administrators Guide for instructions on how to set the disclaimer text displayed in this area.

MICHAEL P. McMAHON  
 1862 DOLPHIN PIACE  
 DISCOVERY BAY, CA 94514  
 510.634.7286

APN 008-091-020  
 LOT 134 ON MAP OF  
 SUBDIVISION 6144, FILED  
 MARCH 28, 1984 IN BOOK 277  
 OF MAPS, PG 42, COUNTY CLERK'S  
 RECORDS.

FOR HOME OCCUPATION:  
 • DWELLING & 2250 SQ FT  
 • GARAGE & 419 SQ FT  
 • OFFICE & 168 SQ FT  
 • BUSINESS IS MAIL ORDER  
 BUSINESS; MOSTLY  
 TELEPHONE & COMPUTER  
 USAGE





MIKE & CONNIE McMAHON

WATER

1877

STEVE & CONNIE  
FORTIN  
1867

1857

TIM & CONNIE  
McCABE  
1847

1837

DOLPHIN PLACE, DISCOVERY BAY, CA 94514

JERRY & KATHY  
SMITH  
1882

1872  
008-091-019

MIKE & CONNIE  
McMAHON  
1862  
008-091-020

1852  
008-091-021

1842

WATER

NO BACK UP  
DOCUMENTATION  
FOR THIS AGENDA  
ITEM # H



# Town of Discovery Bay

*"A Community Services District"*

## AGENDA REPORT

Meeting Date

June 6, 2012

Prepared By: Rick Howard, General Manager  
Submitted By: Rick Howard, General Manager *RH*

**Agenda Title**

Sewer System Management Plan

**Recommended Action**

Receive and File

**Executive Summary**

The State Water Quality Control Board requires owners of sanitary systems to complete a Sewer System Management Plan (SSMP). This plan is intended to identify the processes and procedures, reporting requirements, and potential flows in order to respond to or to anticipate when a Sanitary Sewer Overflow (SSO) occurs.

The SSMP is required to be submitted electronically June 8, 2012 to the State Water Board. The SSMP can be updated at anytime to address a changing environment (new development/facilities/etc).

Staff is forwarding the SMP to the Board for review only and no action is necessary.

**Fiscal Impact:**

Amount Requested \$N/A

Sufficient Budgeted Funds Available?: (If no, see attached fiscal analysis)

Prog/Fund # Category: Pers. Optg. Cap. -or- CIP# Fund#

**Previous Relevant Board Actions for This Item**

N/A

**Attachments**

SSMP

AGENDA ITEM: I-1

# Sewer System Management Plan



**DRAFT**

**June 6, 2012**

**DRAFT**



## Table of Contents

### TITLE

SYSTEM OVERVIEW

GOALS

ORGANIZATION

LEGAL AUTHORITY

OPERATION AND MAINTENANCE PROGRAM

DESIGN AND PERFORMANCE PROVISIONS

OVERFLOW EMERGENCY RESPONSE PLAN

FOG CONTROL PROGRAM (FATS, OILS AND GREASE)

SYSTEM EVALUATION CAPACITY AND ASSURANCE PLAN

MONITORING, MEASUREMENT, PROGRAM MODIFICATIONS

SSMP PROGRAM AUDITS

COMMUNICATION PROGRAM

RE-CERTIFICATION

GLOSSARY

DRAFT

# Sewer System Management Plan

## (SSMP)

### SYSTEM OVERVIEW:

The Town of Discovery Bay Community Services District (TODBCSD) was formed in 1998 and remained relatively rural until experiencing significant residential growth in early 2000. As of 2008, there are approximately 47 miles of public sewer lines, 5,600 residential and commercial service connections. There are also approximately 600 manholes. The system is serviced by a series of fifteen (15) remote lift stations, five (5) of these which are less than ten (10) years old. The term District, Town of Discovery Bay, Town, TODB or TODBCSD are used interchangeably and convey the same meaning.

As of 2008, the average age of the collection system is approximately between five (5) and thirty (30) years old. The collection system consists mostly of PVC pipe, with the rest being vitrified clay pipe (VCP). The typical mainline sewer pipe size is 8" to 10" PVC & VCP with 8" PVC pipe being the standard used today.

Since the District was formed in 1998, it has always contracted or outsourced the "operation & maintenance" of its wastewater & collection system, first starting with Delta Diablo Sanitation District, and then in 1999 transferred those responsibilities to ECO Resources (or Southwest Water). Beginning on January 1, 2009 Veolia Water began operating the system under a multi-year, long term contract.

The District's contractor/s has had an active sewer system cleaning program in place since 1998. Relatively few line blockages have taken place since that time. Blockages and overflows have averaged about 1-2 a year, with our goal set for zero overflows.

Grease buildup appears to be the major cause of blockages and/or overflows. Throughout the years, the District has experienced SSO's resulting from vandalism, faulty parts and components, and operational errors.

Prior to 2010, videotaping of the District's sewer mains was rarely performed. However, as a part of our multi-year contract with Veolia Water, 25% of the total sewer system is videotaped annually. Consequently, 100% of the District's forty seven (47) miles of sewer mains are cleaned and videotaped every four (4) years.

The TODBCSD is located on "Old River", (part of the California Delta region) in eastern Contra Costa County. The District owns and operates the Discovery Bay Wastewater Treatment Plant. The plant is operated under permit of the National Pollutant Discharge Elimination System (NPDES), approved by the Central Valley Regional Water Quality Board. The plant is permitted to treat up to 2.1mgd of wastewater daily, which is then treated and eventually discharged into Old River. The District has very minimal storm water entering its collection system.

### GOALS:

The main goal of this Sewer System Management Plan (SSMP) is to prevent Sanitary Sewer Overflows (SSO), by means of maintaining a maintenance program aided by Best Industry Practices and by being proactive regarding repairs and maintenance and equipment replacement.

The Town of Discovery Bay Community Services District along with its contractor Veolia Water, recognize the importance of protecting the various waterways that surround our beautiful boating and fishing community. By working together to prevent SSO's, our residents can enjoy the Delta's easy system of waterways, while protecting the Delta in the process.

The following are some of the Districts major goals:

1. Operate and maintain a collection system that is proportionately sized for the community with the necessary facilities to collect, treat and discharge pursuant to the Town's NPDES permit.
2. Operate and maintain all Lift Stations within our collection system.

3. Establish and achieve a goal of zero (0) sewage overflows (SSOs) for the year.
4. Contain any SSOs to a very small area, if and when they occur.
5. Annually train staff and contract employees in the proper methods of SSO management.
6. Annually educate Discovery Bay residents on how they can help prevent SSO's from occurring.
7. Continue to professionally manage, operate and maintain all parts of the wastewater collection system in a manner that conforms with all regulatory requirements.

	Yes	No
1. Does your agency currently respond to SSOs?	Y	
2. If a resident called the general City phone number listed in the yellow pages at 3 a.m. on a Sunday morning to report "some water bubbling up in the street" would the proper information get to the correct person in order to respond quickly? Remember a citizen will probably call the City where they live and not the wastewater agency responsible for the sewers (if the City isn't responsible for the sewers).	Y	
3. Do you have written Standard Operating Procedures in place to clean up SSOs?	Y	
4. Does your organization report to the State and local agencies.	Y	
5. Does that person have contact lists and check off sheets to track who was notified and when?	Y	

**ORGANIZATION:**

**Service Calls** – Business office hours of Veolia Water and the Town of Discovery Bay CSD are Monday through Friday, except on normal holidays, 7:30 a.m. to 5:00 p.m. All service calls related to the wastewater collection system are referred directly to Veolia Water during the day and to their afterhours answering service. All afterhours calls are directed to Veolia "ON-Call" personnel, who then contact appropriate personnel necessary. The main phone numbers are 925-634-8818 for Veolia Water and 925-634-1131 for the District office.

**LEGAL AUTHORITY:**

This unit of local government is known as the Town of Discovery Bay, a Community Services District, with powers and territorial boundaries as prescribed in Resolution No. 97/295 of the Board of Supervisors of Contra Costa County, State of California, dated June 10, 1997, and as provided by law.

The purposes of the Town of Discovery Bay, as approved by the Local Agency Formation Commission and by law, are

- A. To Operate as a Community Services District to provide wastewater connection, collection and treatment and discharge of treated effluent.
- B. The District operates under the legal authority of the state of California as a California Independent Special District. The District was formed on July 1, 1998 and is governed by an elected five (5) member Board of Directors.

**District Resolution** —Resolution Number 2007-12 regulates what materials can be placed into the sewer, including a requirement for grease interceptors for commercial businesses.

	Yes	No
Does your agency have legal authority to operate a wastewater collection system?	Y	
Does your agency have a sewer use ordinance that describes how the public can use your sewer system?	Y	
Does your sewer system have a Satellite Collection System attached to it and do you have a service agreement with that agency?		N
Does your agency require, through a legally binding requirement, that new sewer systems are properly designed and constructed (see Section 5, Design and Performance Provisions)?	Y	
Do your design standards require vehicular access to all manholes and cleanouts?		N
Does your ordinance, if you have one, prohibit the discharge of FOG and other debris into the sewer?	Y	
Do you require a public sewer easement be recorded over any new public owned sewer that is not within a public right of way?	Y	
Do you have a section in your ordinance that allows for enforcement of violations of your sewer use ordinance?	Y	

**OPERATION AND MAINTENANCE PROGRAM:**

**Collection System Maps** — The District has a complete set of recently updated Geographical Information System (GIS) maps identifying the location of each sewer manhole, its depth, and the direction of flow. Each manhole is also identified by which lift station the flow is heading into, along with the type of pipe material and pipe-size.

**System Maintenance** — The District maintains its collection system with modern equipment, including a fleet of vehicles that consist of a Hydro-Vac truck, a TV van, four pickups, and a heavy duty boom truck. District and contract personnel provide 24/7/365 emergency standby and is fully trained and equipped to make emergency repairs on lines up to 8" in diameter.

**Computerized Maintenance and Management System (CMMS)** — Veolia Water uses their Sewer Inspection System computer program to electronically store and retrieve data such as service calls, manhole designations, numbered line segments, line sequencing, and cleaning schedules. This program also electronically interfaces with the District's digitized base mapping GIS.

**Video Inspection** — The District's contractor owns and utilizes a modern CCTV van that includes state of the art digital video equipment and conducts underground pipe inspection on recently cleaned sewer mains. The District's entire collection system is video inspected every four years.

**Lift Stations** — The District has 15 Lift Stations with pump horsepower ratings ranging from 3HP to 105HP. All stations have redundant pumps and all have quick connect systems to accommodate one of five portable backup generators stored at the treatment plant should there be a need. In the event of redundant pump failure, hoses, pumps and pump-around solutions have been preplanned and tested in training exercises. The District has portable trash pumps that can also be utilized to bypass when necessary.

All 15 lift stations are connected via a radio based SCADA System at the treatment plant, which operates 24/7/365., The SCADA system is also backed up with by an application called *Mission*.

All Veolia Water field personnel carry cell-phones which are accessed by the SCADA system. Lift Stations have a dedicated full time mechanic who services and inspects each facility based on a computerized maintenance schedule. Duties include changing fluids, checking batteries and battery chargers, exercising standby generators, cleaning wet wells of grease buildup and floatables, etc.



Past experience has determined that frequent servicing of submersible pumps reduces pump life and increases risk of premature failure. The District therefore, successfully operates redundant pump configurations for extended periods and successfully maintains a replacement inventory of a variety of pumps utilized throughout the system in the event of unexpected failure. Lift Stations are completely rehabilitated on an as needed basis with rebuilt or new pumps, 3/16" stainless steel pump rails and new wiring.

**Line Maintenance** — The collection crew hydro-cleans and videos over 60,000 feet of sewer mains on an annual basis and hydro-cleans any potential "hot-spots" on a quarterly or as-needed basis. Thus, one fourth of the 47 miles of sewer mains within our jurisdiction are cleaned and videotaped each year. Every four years 100% of the network is cleaned and videotaped.

**Capacity Studies** — Developers are required to hire an independent engineer to conduct a hydraulic capacity study for residential developments of ten (10) units or more. The study examines both existing downstream line capacity and capacity at projected build-out. Commercial developments are also subject to the same requirements. These studies are kept on file by the District and are available for inspection.

A wastewater system master plan and ten year capital project forecast was completed in 2012. A copy of the Master Plan can be found on the Town's website at [www.tcdh.ca.gov](http://www.tcdh.ca.gov).

**Collection System Long Term Rehabilitation Plan** —

**USA Marking Program** — The District participates in the USA Marking Program and augments its efforts by distinguishing risk from third party excavation or drilling as likely or unlikely. In cases where risk is likely, the District takes extraordinary efforts to avoid and/or discover damage to District infrastructure. This includes using on-site District inspectors during construction and video inspection of District pipelines immediately following projects if underground issues arise.

**Pipelines** — All video work is reviewed and any areas of concern are addressed and acted upon to replace or make necessary repairs.

**Training** — Veolia Water provides training to their staff, in the handling of SSO's and necessary precautions to prevent an SSO.

**Replacement Inventories** — The District maintains a replacement inventory for fifteen (15) lift stations and the collection system, including spare pumps. These stations operate in all conditions without needing to use a redundant pump.

The District also has two (2) portable "trash" pumps up to 4" in diameter. All pumps are stored in a single location along with palletized lengths of extra hose with quick connect couplings. The District also maintains a number of portable trailer mounted generators ranging in size from 45KW to 150KW.

#### **DESIGN AND PERFORMANCE PROVISIONS:**

**Standards for Design, Installation, Rehabilitation and Repair** — The District's has adopted the Design Standards of Central Sanitary District, located in Martinez, CA. They are available to contractors and citizens at no charge and are updated as necessary.

**Inspection and Testing of New and Rehabilitated Facilities** — The District has an in-house construction inspector who inspects both new construction as well as repairs to ensure they are constructed according to generally accepted construction practices. The inspector insures that all construction meets District standards and State codes. All sewers constructed by outside contractors are pressure cleaned, tested and video inspected before acceptance by the District.

### **OVERFLOW EMERGENCY RESPONSE PLAN:**

**Overflow Response** — the District has adopted Standard Procedure No.1.A.8, which outlines policies and procedures for handling service calls and overflows. The Plan is updated annually and includes procedures for overflow mitigation, emergency response, clean-up, spill recovery, internal and external resources and rehabilitation of damaged dwellings and buildings. It also includes provisions for public notification, testing for contamination, and notification to regulators. The plan addresses overflows at lift stations and sanitary sewers. The District has a vacuum truck to maximize recovery of sewage which reaches the street and/or storm drain system.

**Overflow Reporting Policy** — The District defines an overflow as any time raw sewage escapes from the public sewer onto public or private property. All overflows, backups, etc., are investigated as to cause and corrective action to prevent future incidents. Overflows 99 gallons or less are generally documented only by journal entries. Overflows in excess of 100 gallons, or complex events require thorough written reports. Overflows in excess of 1000 gallons are reported to the Office of Emergency Services (OES). All overflows are reported to the Central Valley Regional Water Quality Control Board (RWQCB) and the State Water Resources Board. The Plan also includes reporting requirements to other regulatory agencies as may be appropriate. The Town's Overflow Reporting Policy is attached and listed as Exhibit A.

### **FOG CONTROL PROGRAM (FATS, OILS, AND GREASE):**

**Fats, Oils, and Grease Control (FOG)** — The District has relatively few commercial restaurants in it's service boundary and all utilize grease interceptors as a pre-treatment system, and are maintained by restaurant owners. The District is in the process of developing a residential FOG program for our residents, along with a diaper and rag disposal program.

Veolia's collection staff accelerates cleaning frequencies in areas identified as being prone to grease collection or blockage. The District is also looking into replacing old lift station pumps with "chopper" type pumps which would reduce ragging buildup throughout the sewer main system.

### **SYSTEM EVALUATION CAPACITY AND ASSURANCE PLAN:**

**Financial Commitment** — The District's sewer collection system is rather young in terms of age. Based upon the 25% of cleaning and video work performed annually District's current collection system, the District plans to replace any and all sewer mains that require replacement. The District is also allocates \$150,000 towards sewer main reserve fund that builds up annually.

### **MONITORING, MEASUREMENT, AND PROGRAM MODIFICATIONS:**

Veolia Water prepares a monthly report tied to specific performance measures which are reviewed and refined each fiscal year. This includes a list of spot repairs identified and submitted for repair, blockages, overflows, miles televised, miles cleaned, number of service calls and service call response time during and after business hours.

### **SSMP PROGRAM AUDITS:**

The District will audit its SSMP Program at intervals of not more than two years with it's vendor Veolia Water to seek "what's working and what's not". A written report will be prepared and kept on file. The audit will focus on evaluating the effectiveness of the SSMP and the District's compliance with SSMP requirements. The audit will be conducted by the end of each even numbered year.

### **COMMUNICATION PROGRAM:**

The District will communicate with the public on development, implementation, and performance of its SSMP through its semi-annual newsletter, public events, annual Earth Day Fair, and other methods of communication. The District will also provide the public with the opportunity to offer input through the newsletter and at public meetings of the Board of Directors to review and approve the SSMP.

### **RE-CERTIFICATION**

The SSMP must be updated every five (5) years, and must include any significant program changes. Re-certification by the District's Board of Directors is required when significant updates to the SSMP are made. To complete the re-certification process, the District shall enter the data in the Online Database and mail the form to the State Water Board, as applicable.

## SSMP GLOSSARY

<b>ADDWF</b>	Average Daily Dry Weather Flow
<b>CWEA</b>	California Water Environment Association
<b>CMMS</b>	Computerized Maintenance Management System
	<b>HDPE</b> High Density Polyethylene
<b>I/I</b>	Infiltration/Inflow
<b>MGD</b>	Million Gallons per Day
<b>13267 Letter</b>	Specific order issued by a Regional Water Quality Control Board requiring an agency to comply with a regulatory rule or requirement pursuant to Section 13267 of the California Water Code
<b>SCADA</b>	Supervisory Control and Data Acquisition (computer program)
<b>SSO</b>	Sanitary Sewer Overflow

CALIFORNIA REGIONAL WATER QUALITY CONTROL BOARD  
CENTRAL VALLEY REGION

11020 Sun Center Drive #200, Rancho Cordova, CA 95670

**NOTICE OF PUBLIC HEARING**  
concerning

**CONSIDERATION OF ORDER AMENDING  
WASTE DISCHARGE REQUIREMENTS ORDER R5-2008-0179  
(NPDES PERMIT NO. CA0078590)**

FOR

**TOWN OF DISCOVERY BAY COMMUNITY SERVICES DISTRICT  
DISCOVERY BAY WASTEWATER TREATMENT PLANT  
CONTRA COSTA COUNTY**

The Town of Discovery Bay Community Services District (Discharger) owns and operates the Discovery Bay Wastewater Treatment Plant (Facility), a publicly owned treatment works that serves a population of approximately 16,000 people in Contra Costa County. On 4 December 2008, the Central Valley Regional Water Quality Control Board (Central Valley Water Board) adopted Order R5-2008-0179, prescribing waste discharge requirements for the Facility, which permits an average dry weather flow of 2.1 million gallons per day of secondary treated municipal wastewater to be discharged to Old River, within the Sacramento-San Joaquin Delta.

On 30 September 2010, a Tentative Order amending Order R5-2008-0179 was issued for public review and comment in accordance with a precedential water quality order adopted by the State Water Resources Control Board on 19 May 2009, for the City of Tracy Wastewater Treatment Plant (WQO 2009-0003, Tracy Order). However, due to pending litigation regarding the Tracy Order, the proposed amendment did not proceed for approval at the noticed board meeting. The litigation was settled on 1 June 2011, when the Superior Court for Sacramento County issued a peremptory writ of mandate regarding the Tracy Order.

A second Tentative Order is proposed amending Order R5-2008-0179 to: (1) re-evaluate the final effluent limitations for electrical conductivity, in accordance with the Tracy Order and the subsequent Superior Court Order, (2) update the receiving water limitations for pH and turbidity, and (3) correct errors or provide clarity regarding compliance determination and the disinfection system operating specifications.

A public hearing concerning this matter will be held during the Central Valley Water Board meeting scheduled for:

DATE: 7/8 June 2012  
TIME: 8:30 a.m.  
PLACE: Central Valley Regional Water Quality Control Board Room  
11020 Sun Center Drive, #200, Rancho Cordova, CA 95670

The designated parties for this hearing are as follows:

- Town of Discovery Bay Community Services District Representatives
- California Sportfishing Protection Alliance Representatives



Only designated parties will have these rights: to call and examine witnesses; to introduce exhibits; to cross-examine opposing witnesses; to impeach any witness; and to rebut the evidence against him or her. All other persons wishing to testify or provide comments are interested persons and not designated parties. Such interested persons may request status as a designated party for purposes of this hearing by submitting such request in writing to the Central Valley Water Board no later than **20 April 2012**. The request must explain the basis for status as a designated party and, in particular, how the person is directly affected by the discharge.

The currently proposed Tentative Order was issued on 19 March 2012. Persons wishing to comment on the currently noticed hearing item shall submit testimony, evidence, if any, and/or comments regarding the proposed amendment in writing to the Central Valley Water Board no later than 5:00 PM on **20 April 2012**. Interested parties that submitted written comments regarding the 30 September 2010 Tentative Order must submit confirmation that previous comments are still applicable. Written evidence or comments submitted after 5:00 PM on **20 April 2012** or not pertaining to the proposed amendments will not be accepted and will not be incorporated into the administrative record if doing so would prejudice any party.


All designated parties and interested persons may speak at the Central Valley Water Board meeting, and are expected to orally summarize their written submittals. Oral testimony and cross examination will be limited in time by the Board Chair.

Anyone having questions regarding the Tentative Order should contact James Marshall at (916) 464-4772 or [jdmars@waterboards.ca.gov](mailto:jdmars@waterboards.ca.gov). Interested parties may download the proposed NPDES Permit and related documents from the Central Valley Water Board's Internet website at [http://www.waterboards.ca.gov/centralvalley/board\\_decisions/tentative\\_orders/](http://www.waterboards.ca.gov/centralvalley/board_decisions/tentative_orders/). Copies of these documents may also be obtained by contacting or visiting the Central Valley Water Board's office at 11020 Sun Center Drive, #200, Rancho Cordova, California 95670-6114, weekdays between 8:00 a.m. and 5:00 p.m. **The final meeting agenda will be available at [http://www.waterboards.ca.gov/centralvalley/board\\_info/meetings/](http://www.waterboards.ca.gov/centralvalley/board_info/meetings/) at least 10 days before the meeting. The agenda will provide the specific date the Board Meeting will be held for this item, indicate the anticipated order of all agenda items, and may include staff revisions to the proposed order(s).**

The procedures governing Central Valley Water Board meetings may be found at Title 23, California Code of Regulations, Section 647 et seq. and are available upon request. Hearings before the Central Valley Water Board are not conducted pursuant to Government Code section 11500 et seq. The procedures may be obtained by accessing [http://www.waterboards.ca.gov/laws\\_regulations/](http://www.waterboards.ca.gov/laws_regulations/). Information on meeting and hearing procedures is also available on the Central Valley Water Board's website at [http://www.waterboards.ca.gov/centralvalley/board\\_info/meetings/mtgprocd.shtml](http://www.waterboards.ca.gov/centralvalley/board_info/meetings/mtgprocd.shtml) or by contacting any one of the Central Valley Water Board's offices. Questions regarding such procedures should be directed to Ms. Kiran Lanfranchi-Rizzardi at (916) 464-4839.

The hearing facilities will be accessible to persons with disabilities. Individuals requiring special accommodations are requested to contact Ms. Kiran Lanfranchi-Rizzardi at (916) 464-4839 at least five working days prior to the meeting. TTY users may contact the California Relay Service at 1-800-735-2929 or voice line at 1-800-735-2922.

Please bring the above information to the attention of anyone you know who may be interested in this matter.



KENNETH D. LANDAU, Assistant Executive Officer

ITEM: 7

SUBJECT: Town of Discovery Bay Community Services District, Discovery Bay Wastewater Treatment Plant, Contra Costa County

BOARD ACTION: Consideration of Order Amending Waste Discharge Requirements Order R5-2008-0179 (NPDES Permit No. CA0078590)

BACKGROUND: The Town of Discovery Bay Community Services District (Discharger) owns and operates the Discovery Bay Wastewater Treatment Plant (Facility), a publicly owned treatment works that serves a population of approximately 16,000 people in Contra Costa County. On 4 December 2008, the Central Valley Regional Water Quality Control Board (Central Valley Water Board) adopted Order R5-2008-0179, prescribing waste discharge requirements for the Facility, which permits an average dry weather flow of 2.1 million gallons per day of secondary treated municipal wastewater to be discharged to Old River, within the Sacramento-San Joaquin Delta.

On 30 September 2010, a Tentative Order amending Order R5-2008-0179 was issued for public review and comment in accordance with a precedential water quality order adopted by the State Water Resources Control Board on 19 May 2009, for the City of Tracy Wastewater Treatment Plant (WQO 2009-0003, Tracy Order). However, due to pending litigation regarding the Tracy Order, the proposed amendment did not proceed for adoption at the noticed board meeting. The litigation was settled on 1 June 2011, when the Superior Court for Sacramento County issued a peremptory writ of mandate regarding the Tracy Order.

A second Tentative Order is proposed amending Order R5-2008-0179 to:  
(1) re-evaluate the final effluent limitations for electrical conductivity, in accordance with the Tracy Order and the subsequent Superior Court Order, (2) update the receiving water limitations for pH and turbidity, and (3) correct errors or provide clarity regarding compliance determination and the disinfection system operating specifications.

ISSUES: The Central Valley Water Board received public comments regarding the March 2012 tentative order by the due date from the California Sportfishing Protection Alliance (CSPA) and the Central Valley Clean Water Association (CVCWA). CSPA indicated that its comments on the September 2010 tentative order were still valid and requested they be considered for the currently noticed item. CVCWA did not request that its comments on the September 2010 tentative order be considered for the currently noticed item. The following is a summary of the comments on the major permitting issues and Central Valley Water Board staff responses. Detailed comments and responses are included in the Staff Response to Comments document included in this agenda item.

**Ultra Violet Light (UV) Disinfection System Operation Specifications Too Prescriptive.** CVCWA comments that the UV operating requirements impermissibly specify the manner of compliance with the permit's effluent limitations for total coliform and violates section 13360 of the California Water Code.

The permit includes effluent limits for total coliform organisms based on a general recommendation by the Department of Public Health for the protection of public health. UV specifications are needed to ensure the disinfection system adequately disinfects the municipal wastewater. The Discharger conducted a site-specific study to determine UV dose response as a function of turbidity to establish site-specific UV specifications that ensure adequate disinfection. Staff concurs with the findings of the study. Based on

the study results, the proposed Order modifies the UV Disinfection System Operating Specifications to include minimum UV dose and maximum turbidity specifications in accordance with the site-specific study. The proposed changes were requested by the Discharger. Removal of the minimum UV disinfection operating parameters does not provide the assurance of pathogen deactivation needed to protect human health.

**Effluent Limitation for Electrical Conductivity (EC) is not adequate.** CSPA comments that the proposed changes to the EC effluent limits is not adequately protective of the aquatic life, agriculture, and industrial beneficial uses of the receiving water.

The existing EC effluent limitation is a performance-based limit intended to cap the discharge of salinity from this Facility. The proposed amendment does not change the existing numeric effluent limit for EC in the existing Order. The performance-based EC effluent limitation remains effective as a measure to ensure the discharge of salinity does not increase. In the proposed amendment it is demonstrated that water quality-based effluent limits for EC are not necessary to protect the beneficial uses of the receiving water, because the discharge does not have reasonable potential to cause or contribute to an exceedance of applicable water quality objectives in the receiving water. The applicable water quality objectives evaluated in the reasonable potential analysis are protective of the aquatic life, agriculture, and industrial beneficial uses of the receiving water.

**The Central Valley Water Board did not conduct mixing zone analysis for EC.** CSPA comments that a mixing zone analysis was not conducted for EC when conducting the reasonable potential analysis (RPA).

USEPA recommended RPA procedures were used by Central Valley Water Board staff in the proposed amendment. These RPA procedures are appropriate for the salinity parameters in this discharge, because rapid mixing occurs in the receiving water and the salinity parameters are not priority pollutants. Although mixing of the effluent with the receiving water is considered using USEPA's RPA procedures, an approved mixing zone is not necessary. Mixing zones are only used to establish water quality-based effluent limits. As discussed above, the discharge does not have reasonable potential for EC, therefore, water quality-based effluent limits were not calculated. The proposed amendment does not change the performance-based effluent limit for EC.

**The proposed permit allows for segments of the receiving stream to exceed water quality objectives for temperature and turbidity contrary to the Basin Plan.** CSPA comments that the proposed amendment allows the discharge to violate the Basin Plan water quality objectives for temperature and turbidity, because compliance determination language is proposed stating that compliance with the temperature and turbidity receiving water limits is to be determined based on receiving water monitoring upstream and downstream of the discharge.

The proposed change to the permit simply clarifies the method of compliance determination for the temperature and turbidity receiving water limits, which must be determined considering upstream and downstream receiving water quality. The proposed clarifications do not change the receiving water limits, do not violate the Basin Plan, or allow mixing zones for temperature and turbidity.

**The proposed permit contains an inadequate Antidegradation analysis.** CSPA comments that the proposed amendment does not comply with the State Water Resources Control Board's Antidegradation Policy.

The proposed amendment does not allow an increase in the discharge of pollutants to the receiving water. The effluent limit for EC does not change and the proposed clarifying language for determining compliance with the temperature and turbidity receiving water limits does not authorize an increase in the discharge for temperature or turbidity. Consequently, the discharge is in compliance with the Antidegradation Policy.

Mgmt. Review \_\_\_\_\_

Legal Review \_\_\_\_\_

7/8 June 2012

11020 Sun Center Dr. #200  
Rancho Cordova, CA 95670

CALIFORNIA REGIONAL WATER QUALITY CONTROL BOARD  
CENTRAL VALLEY REGION

ORDER R5-2012-XXXX

AMENDING WASTE DISCHARGE REQUIREMENTS  
ORDER R5-2008-0179 (NPDES PERMIT NO. CA0078590)

TOWN OF DISCOVERY BAY COMMUNITY SERVICES DISTRICT  
DISCOVERY BAY WASTEWATER TREATMENT PLANT  
CONTRA COSTA COUNTY

The California Regional Water Quality Control Board, Central Valley Region, (hereafter Central Valley Water Board) finds that:

1. On 4 December 2008, the Central Valley Water Board adopted Waste Discharge Requirements (WDR) Order R5-2008-0179 (NPDES No. CA0078590), prescribing waste discharge requirements for the Discovery Bay Wastewater Treatment Plant, Contra Costa County. For the purposes of this Order, the Town of Discovery Bay Community Services District is hereafter referred to as "Discharger" and the Discovery Bay Wastewater Treatment Plant is hereafter referred to as "Facility."
2. Subsequent to adoption by the Central Valley Water Board, Order R5-2008-0179 was petitioned to the State Water Resources Control Board (State Water Board) by the California Sportfishing Protection Alliance (CSPA) and the San Luis & Delta-Mendota Water Authority and Westlands Water District for, in part, the final effluent limitations for electrical conductivity (EC).
3. On 19 May 2009, the State Water Board adopted a precedential water quality order for the City of Tracy Wastewater Treatment Plant (WQO No. 2009-0003, Tracy Order). In the Tracy Order, the State Water Board addressed the need for water quality-based effluent limitations for EC that is applicable to the Facility. By memorandum dated 11 March 2010 from Dorothy Rice, Executive Director of the State Water Board, to Pamela Creedon, Executive Officer of the Central Valley Water Board, the State Water Board requested the Central Valley Water Board revise the final effluent limitations for EC in accordance with the Tracy Order.
4. A proposed amendment of Order R5-2008-0179 was issued for public comment on 30 September 2010, for a public hearing to be held during the Central Valley Water Board meeting scheduled for 8/9/10 December 2010 to comply with the Tracy Order. However, due to pending litigation of the Tracy Order by the City of Tracy, the proposed amendment was not heard at the December 2010 board meeting. On 1 June 2011, the Superior Court for Sacramento County issued a peremptory writ of mandate (Court Order) and the State Water Board subsequently issued Order 2011-0012-EXEC in response to the Court Order.



5. **Electrical Conductivity Effluent Limitations.** This Order amends Order R5-2008-0179 by re-evaluating the need for water quality-based effluent limitations for EC and is consistent with the Tracy Order and the Court Order.
6. **pH Receiving Water Limitations.** Order R5-2008-0179 contains Receiving Water Limitations for pH which states that the discharge shall not cause a change in receiving water pH of more than 0.5 units (as a monthly average). The Central Valley Water Board adopted resolution R5-2007-0136 on 25 October 2007, amending the Water Quality Control Plan for the Sacramento and San Joaquin River Basins (Basin Plan). The October 2007 Basin Plan amendment removed the 0.5 units change in pH restriction, which became effective 7 July 2009. Therefore, this Order amends Order R5-2008-0179 by removing the 0.5 units change in pH restriction in the Receiving Water Limitations.
7. **Turbidity Receiving Water Limitations.** Order R5-2008-0179 contains Receiving Water Limitations for turbidity. Resolution R5-2007-0136 also modified the Basin Plan water quality objective for turbidity. Therefore, this Order amends Order R5 2008-0179 by modifying the turbidity Receiving Water Limitations to be consistent with the Basin Plan.
8. **Ultraviolet (UV) Disinfection System Operating Specifications.** The Facility includes an UV Disinfection System and Order R5-2008-0179 includes UV Disinfection System Operating Specifications and monitoring requirements to ensure the Facility provides adequate disinfection.

The Discharger conducted a site-specific study of the effluent to determine UV dose response as a function of turbidity. A laboratory study using a collimated beam was performed by Dr. Robert Emerick. The study results demonstrated that a minimum dosage of 80mJ/cm<sup>2</sup>, at a turbidity of 10 NTUs, the system can meet a total coliform limitation of 23 MPN/100ml (7-day median), and at a turbidity of 40 NTUs, the system can meet the total coliform limitation of 240 MPN/100ml (maximum daily). Based on the study results, the UV Disinfection System Operating Specifications have been modified to include minimum UV dose and maximum turbidity specifications in accordance with the study.

9. **Other Miscellaneous Changes.** Additional changes have been made to Order R5-2008-0179 to correct errors or to provide clarity regarding compliance determination.
10. Issuance of this Order is exempt from the provisions of the California Environmental Quality Act (Public Resources Code section 21000, et seq.), in accordance with California Water Code section 13389.

11. The Central Valley Water Board has notified the Discharger and interested agencies and persons of its intent to amend Waste Discharge Requirements for this discharge and has provided an opportunity to submit public comments for Central Valley Water Board consideration.

**IT IS HEREBY ORDERED THAT:**

Waste Discharge Requirements Order R5-2008-0179 (NPDES No. CA0078590) is amended as shown in underline/strikeout format in Attachment 1 to this Order. This Order is effective upon adoption.

Any person aggrieved by this action of the Central Valley Water Board may petition the State Water Board to review the action in accordance with CWC section 13320 and California Code of Regulations, title 23, sections 2050 and following. The State Water Board must receive the petition by 5:00 p.m., 30 days after the date that this Order becomes final, except that if the thirtieth day following the date that this Order becomes final falls on a Saturday, Sunday, or state holiday (including mandatory furlough days), the petition must be received by the State Water Board by 5:00 p.m. on the next business day. Copies of the law and regulations applicable to filing petitions may be found on the Internet at:

[http://www.waterboards.ca.gov/public\\_notices/petitions/water\\_quality](http://www.waterboards.ca.gov/public_notices/petitions/water_quality) or will be provided upon request.

I, PAMELA C. CREEDON, Executive Officer, do hereby certify the foregoing is a full, true, and correct copy of an Order adopted by the California Regional Water Quality Control Board, Central Valley Region, on XX June 2012.

---

PAMELA C. CREEDON, Executive Officer



# CVCWA

## Central Valley Clean Water Association

*Representing Over Fifty Wastewater Agencies*

---

**MICHAEL RIDDELL – CHAIR, CITY OF RIVERBANK**  
**JEFF WILLETT – SECRETARY, CITY OF STOCKTON**

**STEVE HOGG – VICE CHAIR, CITY OF FRESNO**  
**ED CROUSE – TREASURER, RANCHO MURIETA CSD**

---

April 20, 2012

Via Electronic Mail

Anand Mamidi  
Regional Water Quality Control Board  
Central Valley Region  
11020 Sun Center Drive, #200  
Rancho Cordova, CA 95670  
[amamidi@waterboards.ca.gov](mailto:amamidi@waterboards.ca.gov)

**Re: Comments on the Tentative Amendments to the Waste Discharge Requirements for the Town of Discovery Bay Community Services District Discovery Bay Wastewater Treatment Plant (Order No. R5-2008-0179-01)**

Dear Mr. Mamidi:

The Central Valley Clean Water Association (CVCWA) appreciates the opportunity to submit these comments on the tentative amendments to the waste discharge requirements (Order No. R5-2008-0179-01 or "Tentative Order") for the Town of Discovery Bay Community Services District's (District) Wastewater Treatment Plant (WWTP). CVCWA is a non-profit organization that represents more than 50 publicly owned treatment works throughout the Central Valley Region in regulatory matters affecting surface water discharge, land application, and water reuse. We approach these matters with a perspective to balance environmental and economic interests consistent with state and federal law.

For the reasons described below, we respectfully request that you modify the Tentative Order's ultra violet (UV) requirements as provided in Section B of this letter.

**A. The Tentative Order's UV Requirements Impermissibly Dictate the Manner of Compliance with the Effluent Limitations Prescribed for Total Coliform**

The Tentative Order includes UV operational and monitoring requirements for the WWTP's discharge of treated effluent. (Tentative Order at pp. 25, F-47, F-56.) The stated purpose of the UV requirements is to "ensure adequate disinfection and compliance with the total coliform organisms effluent limitations recommended by DPH." (*Id.* at p. F-57.) CVCWA believes that the UV operating criteria impermissibly specify the manner of compliance with the Tentative Order's effluent limitations for total coliform.

Water Code section 13360 prohibits a discharge permit from specifying the manner in which the permittee must comply with a permit requirement. (*Tahoe-Sierra Preservation Council v. State Water Resources Control Board* (1989) 210 Cal.App.3d 1421, 1438 (*Tahoe-Sierra*.) In relevant part, this section states:

No waste discharge requirement or other order of a regional board or the state board or decree of a court issued under this division shall specify the design, location, type of construction, or particular manner in which compliance may be had with that requirement, order, or decree, and the person so ordered shall be permitted to comply with the order in any lawful manner. (Wat. Code, § 13360(a).)

Water Code section 13360 "preserves the freedom of persons who are subject to a discharge to elect between available strategies to comply with that standard." (*Tahoe-Sierra, supra*, 210 Cal.App.3d at 1438.) That is, "[t]he discharger must be allowed to comply with the permit in any lawful manner." (State Water Resources Control Board (State Water Board) Order WQO 2002-0015<sup>1</sup> at p. 37; see State Water Board Order No. WQ 90-5<sup>2</sup> at p. 87 [board orders must "allow[] the dischargers to select the manner of compliance"]; State Water Board Order No. WQ 83-3<sup>3</sup> at p. 4 [Water Code section 13360 "allows the Regional Board to regulate discharges of waste fully, so long as it does not tell the discharger precisely how to meet the established limits."].)

In this case, the Tentative Order impermissibly dictates the manner in which the WWTP must comply with the effluent limitations for total coliform. For example, one criterion states that the District "shall operate the UV disinfection systems to provide a minimum hourly UV dose per channel of 80 mJ/cm<sup>2</sup>." (Tentative Order at p. 25.) Another criterion states that the "lamp sleeves must be cleaned periodically as necessary to meet the requirements." (*Ibid.*) The

<sup>1</sup> State Water Board Order WQO 2002-0015, *In the Matter of the Review on Own Motion of Waste Discharge Requirements Order No. 5-01-044 for Vacaville's Easterly Wastewater Treatment Plant* (Oct. 3, 2002).

<sup>2</sup> State Water Board Order No. WQ 90-5, *In the Matter of Petition of Citizens for a Better Environment (CBE), et al.* (Oct. 4, 1990).

<sup>3</sup> State Water Board Order No. WQ 83-3, *In the Matter of the Petition of the United States Department of Agriculture, Forest Service of Review of Order No. 6-82-123* (April 21, 1983).

Tentative Order also contains other detailed operational requirements related to lamps and quartz sleeves. (*Ibid.*)

In lieu of the specific UV requirements proposed in the Tentative Order, CVCWA recommends that the District be required to submit an operations and maintenance program to ensure adequate disinfection. This approach is consistent with the Regional Water Board's purposes, but does not specifically dictate the manner of compliance with the effluent limitations for total coliform. In particular, we request that you replace the first bullet under section VI.C.4.b of the Tentative Order with the following:

- **UV Dosage.** The Discharger shall operate the UV disinfection systems ~~to provide a minimum hourly UV dose of 80 mJ/cm<sup>2</sup>.~~ in accordance with its UV Disinfection Systems Operating Specifications

CVCWA appreciates your consideration of these comments and requested revisions. Please contact me at (530) 268-1338 or [officer@cvcwa.org](mailto:officer@cvcwa.org) if I can be of further assistance.

Sincerely,



Debbie Webster,  
Executive Officer

cc: Pamela Creedon, Central Valley Regional Water Quality Control Board  
(Via Electronic Mail: [pcreedon@waterboards.ca.gov](mailto:pcreedon@waterboards.ca.gov))

Rick Howard, Town of Discovery Bay (Via Email: [rhoward@todb.ca.gov](mailto:rhoward@todb.ca.gov))





California Sportfishing Protection Alliance  
"An Advocate for Fisheries, Habitat and Water Quality"

3536 Rainier Avenue, Stockton, CA 95204

T: 209-464-5067, F: 209-464-1028, E: caltakeep@aol.com, W: www.calsport.org

31 October 2010

Mr. Ken Landau, Assistant Executive Officer  
Ms. Diana Messina, Supervising WRCE  
Mr. Jim Marshall, Sr. WRCE  
Regional Water Quality Control Board  
Central Valley Region  
11020 Sun Center Drive, Suite 200  
Rancho Cordova, CA 95670-6144

VIA: Electronic Submission  
Hardcopy if Requested

RE: Amending Waste Discharge Requirements Order No. R5-2008-0179 (NPDES No. CA0078590) for Town of Discovery Bay Community Services District, Discovery Bay Wastewater Treatment Plant, Contra Costa County

Dear Messrs. Landau, Marshall and Ms. Messina:

The California Sportfishing Protection Alliance (CSPA) has reviewed the proposed Amendment of Waste Discharge Requirements Order No. R5-2008-0179 (NPDES No. CA0078590) for Discovery Bay Wastewater Treatment Plant (Permit) and respectfully submits the following comments.

CSPA requests status as a designated party for this proceeding. CSPA is a 501(c)(3) public benefit conservation and research organization established in 1983 for the purpose of conserving, restoring, and enhancing the state's water quality and fishery resources and their aquatic ecosystems and associated riparian habitats. CSPA has actively promoted the protection of water quality and fisheries throughout California before state and federal agencies, the State Legislature and Congress and regularly participates in administrative and judicial proceedings on behalf of its members to protect, enhance, and restore California's degraded water quality and fisheries. CSPA members reside, boat, fish and recreate in and along waterways throughout the Central Valley, including Contra Costa County.

CSPA submitted a petition to the State Water Resources Control Board following the Regional Board's adoption of Order No. R5-2008-0179. The State Board has not acted on CSPA's petition. The following comments incorporate the petition previously filed regarding Order No. R5-2008-0179.

**1. The proposed Permit fails to contain an adequate effluent limitation for electrical conductivity (EC) in violation of federal regulation 40 CFR 122.44.**

The proposed Permit contains an Effluent Limitation for EC of 2,100  $\mu\text{mhos/cm}$  as an annual average. The allowed discharge levels of EC exceeds the Drinking Water maximum contaminant levels (MCLs), water quality objectives incorporated into the Basin Plan Chemical Constituents by reference, the recommended level necessary to protect the irrigated agricultural beneficial use, the levels cited as necessary to protect the Industrial Process Supply beneficial use and the upper tolerance level for freshwater aquatic life thereby allowing degradation of the Aquatic life beneficial use. The application of the limitation for EC as an annual average will allow shorter-term peak concentrations substantially higher than 2,100  $\mu\text{mhos/cm}$ . The Regional Board has not assessed the impacts to a single beneficial use from their proposed limitation for EC.

The California Water Code (CWC), Section 13377 states in part that: "...the state board or the regional boards shall...issue waste discharge requirements... which apply and ensure compliance with ...water quality control plans, or for the protection of beneficial uses..." Section 122.44(d) of 40 CFR requires that permits include water quality-based effluent limitations (WQBELs) to attain and maintain applicable numeric and narrative water quality criteria to protect the beneficial uses of the receiving water. The proposed Permit Effluent Limitation does not comply with CWC 13377 or 40 CFR 122.44 since the allowed discharge of EC clearly exceeds the levels necessary to protect the beneficial uses of the receiving stream.

Federal Regulations, 40 CFR 122.44 (d)(i), requires that; "Limitations must control all pollutants or pollutant parameters (either conventional, nonconventional, or toxic pollutants) which the Director determines are or may be discharged at a level which will cause, have the reasonable potential to cause, or contribute to an excursion above any State water quality standard, including State narrative criteria for water quality." The Water Quality Control Plan (Basin Plan) for the Central Valley Region, Water Quality Objectives, page III-3.00, contains a Chemical Constituents Objective that includes Title 22 Drinking Water Maximum Contaminant Levels (MCLs) by reference. The Title 22 MCLs for EC are 900  $\mu\text{mhos/cm}$  (recommended level), 1,600  $\mu\text{mhos/cm}$  (upper level) and 2,200  $\mu\text{mhos/cm}$  (short term maximum).

The Basin Plan states, on Page III-3.00 Chemical Constituents, that "Waters shall not contain constituents in concentrations that adversely affect beneficial uses." The Basin Plan's "Policy for Application of Water Quality Objectives" provides that in implementing narrative water quality objectives, the Regional Board will consider numerical criteria and guidelines developed by other agencies and organizations. This application of the Basin Plan is consistent with Federal Regulations, 40CFR 122.44(d).

For EC, *Ayers R.S. and D.W. Westcott, Water Quality for Agriculture, Food and Agriculture Organization of the United Nations – Irrigation and Drainage Paper No. 29, Rev. 1, Rome (1985)*, levels above 700  $\mu\text{mhos/cm}$  will reduce crop yield for sensitive plants. The University of California, Davis Campus, Agricultural Extension Service, published a paper, dated 7 January 1974, stating that there will not be problems to crops associated with salt if the EC remains below 750  $\mu\text{mhos/cm}$ .

The discharge of EC at 2,100  $\mu\text{mhos/cm}$  exceeds water quality objectives for each designated beneficial use:

- MUN: The Drinking Water maximum contaminant levels (MCLs) are water quality objectives incorporated into the Basin Plan Chemical Constituents by reference. The MCL for EC is 900 mg/l as the recommended level, 1,600 mg/l as an upper level and 2,200 mg/l as a short term maximum.
- AGR: The Basin Plan states, on Page III-3.00 Chemical Constituents, that “Waters shall not contain constituents in concentrations that adversely affect beneficial uses.” The Basin Plan’s “Policy for Application of Water Quality Objectives” provides that in implementing narrative water quality objectives, the Regional Board will consider numerical criteria and guidelines developed by other agencies and organizations. This application of the Basin Plan is consistent with Federal Regulations, 40CFR 122.44(d). For EC, *Ayers R.S. and D.W. Westcott, Water Quality for Agriculture, Food and Agriculture Organization of the United Nations – Irrigation and Drainage Paper No. 29, Rev. 1, Rome (1985)*, levels above 700  $\mu\text{mhos/cm}$  will reduce crop yield for sensitive plants. The State Water Resources Control Board’s *Irrigation with Reclaimed Municipal Waste (July 1984)* and *McKee and Wolf (1971 Water Quality Criteria)*, state that waters with TDS above 2,100 mg/l are unsuitable for any irrigation under most conditions.
- IND: *McKee and Wolf (1971 Water Quality Criteria)* lists the limiting TDS concentrations for numerous industrial uses in mg/l; boiler feed water 50-3000, brewing 500-1000, canning 850, general food processing 850 and paper manufacturing 80-500.
- COLD/MIGR/SPWN: In a *Biological Significance* document sent to the Regional Board regarding the Musco Olive facility, dated November 1<sup>st</sup> 2006, James M. Harrington, Staff Water Quality Biologist with the California Department of Fish and Game, citing *McKee and Wolf (1971 Water Quality Criteria)* wrote that:

“Surveys of inland fresh waters indicates that good mixes of fish fauna are found where conductivity values range between 150 and 500 umhos/cm. Even in the most alkaline waters, the upper tolerance limit for aquatic life is approximately 2000 umhos/cm.”

The beneficial uses of receiving streams may be degraded by salt concentrations in wastewater discharges and Federal Regulation, 40 CFR 122.4 (a), (d) and (g) require that no permit may be issued when the conditions of the permit do not provide for compliance with the applicable requirements of the CWA, or regulations promulgated under the CWA, when imposition of conditions cannot ensure compliance with applicable water quality requirements and for any discharge inconsistent with a plan or plan amendment approved under Section 208(b) of the CWA. California Water Code, section 13377, requires that: “Notwithstanding any other provision of this division, the state board and the regional boards shall, as required or authorized by the Federal Water Pollution Control Act, as amended, issue waste discharge and dredged or fill material permits which apply and ensure compliance with all applicable provisions of the act and acts amendatory thereof or supplementary, thereto, together with any more stringent effluent standards or limitations necessary to implement water quality control plans, or for the protection of beneficial uses, or to prevent nuisance.” The Region 5 Permit does not protect the beneficial uses of the receiving stream and therefore does not comply with the requirements of Federal Regulations and the California Water Code.

The proposed Permit fails to establish an effluent limitation for EC that are protective of the beneficial uses of the receiving water.

*The proposed Permit, page F-25, states that: “Due to the site-specific conditions of the discharge, the Central Valley Water Board has used best professional judgment in determining the appropriate method for conducting the RPA for these non-priority pollutant salinity constituents. For conducting the RPA, the USEPA recommends using a mass-balance approach to determine the expected critical downstream receiving water concentration using a steady-state approach. This downstream receiving water concentration is then compared to the applicable water quality objectives to determine if the discharge has reasonable potential to cause or contribute to an in-stream excursion. This approach allows assimilative capacity and dilution to be factored into the RPA.”*

The Regional Board’s unique approach for determining reasonable potential can only be undertaken if a mixing zone is considered. The Regional Board acknowledges that mixing is allowed by stating that: *“This approach allows assimilative capacity and dilution to be factored into the RPA.”*

The Regional Board acknowledges on page F-24 that: "The 2006 update of the Bay Delta Plan clarified that the numeric objectives are not just applicable at the compliance monitoring locations, but "unless otherwise indicated, water quality objectives cited for a general area, such as for the southern Delta, are applicable for all locations in that general area and compliance locations will be used to determine compliance with the cited objectives." Despite the fact that the Bay Delta Plan objectives for EC are applicable at the point of discharge, the Regional Board utilized mixing at a point downstream prior to conducting a reasonable potential analysis.

The Regional Board cites an EPA recommendation for a mass balanced approach in the reasonable potential analysis but cites no regulatory authority. This is critical since, as is discussed above, the discharge at 2,100 umhos/cm exceeds all the applicable water quality objectives and degrades beneficial uses contrary to CWC 13377 and 40 CFR 122.44.

The Regional Board has authority to consider assimilative capacity and dilution in mixing zones under the terms of 40 CFR 131.13; there is no other regulatory authority to do so. It is interesting that federal guidance would recommend an approach utilizing mixing when that authority has only been delegated to the states. California includes allowances for mixing zones in the SIP and in the individual Basin Plans. The Regional Board correctly cites that the SIP is not applicable to non-priority pollutants. The Basin Plan is applicable however. The Basin Plan for the Sacramento/San-Joaquin River Basin address mixing zones in the Implementation section by requiring that:

"In conjunction with the issuance of NPDES and storm water permits, the Regional Water Board may designate mixing zones within which water quality objectives will not apply provided the discharger has demonstrated to the satisfaction of the Regional Water Board that the mixing zone will not adversely impact beneficial uses. If allowed, different mixing zones may be designated for different types of objectives, including, but not limited to, acute aquatic life objectives, chronic aquatic life objectives, human health objectives, and acute and chronic whole effluent toxicity objectives, depending in part on the averaging period over which the objectives apply. In determining the size of such mixing zones, the Regional Water Board will consider the applicable procedures and guidelines in EPA's Water Quality Standards Handbook and the Technical Support Document for Water Quality-based Toxics Control. Pursuant to EPA guidelines, mixing zones designated for acute aquatic life objectives will generally be limited to a small zone of initial dilution in the immediate vicinity of the discharge." (Emphasis added)

As discussed in more detail above the discharge at 2,100 umhos/cm exceeds all the applicable water quality objectives and degrades beneficial uses contrary to CWC 13377 and 40 CFR 122.44. The Regional Board has not considered the procedures in EPA's Water Quality Standards Handbook and the Technical Support Document for Water Quality-based Toxics Control in considering dilution for EC. The Regional Board has failed to comply with the Basin



Plan, the only regulatory authority addressing allowances for dilution, in allowing dilution and utilization of assimilative capacity. The Regional Board has no authority to ignore the requirements of the Basin Plan and cites no other authority for allowing the use of assimilative capacity and dilution. It is interesting that EPA would have included discussion of mixing allowances in a training course since EPA has no authority regarding mixing zones; such was delegated to the states under 40 CFR 131.13 and each state policy is different. The Regional Board's failure to provide a limitation of the beneficial uses of the receiving stream violates the requirements of CWC 13377 and 40 CFR 122.44.

**2. The proposed Permit allows for segments of the receiving stream to exceed water quality objectives for temperature and turbidity contrary to the Basin Plan.**

The proposed Permit, page 27, has been modified to include the following:

D. Temperature Receiving Water Limitations. Compliance with the receiving surface water limitations for temperature required in section V.A.15.b shall be determined based on the difference in temperature measured at RSW-001 and RSW-002.

E. Turbidity Receiving Water Limitations. Compliance with the receiving surface water limitations for turbidity required in section V.A.17 shall be determined based on the difference in turbidity measured at RSW-001 and RSW-002.

The proposed Permit, Monitoring and Reporting Program page E-2, identifies points RSW-001 and 002 as: 500 ft north of the point of discharge to Old River and 200 ft south of the point of discharge to Old River, respectively. The distance between the two points is 700 feet.

Receiving water monitoring points are located by the Discharger, typically based on convenience and access. There is no correlation to the receiving water monitoring locations and water quality.

The receiving water limitations in the proposed Permit are based on water quality objectives included in the Basin Plan. By allowing compliance strictly measured at the end points; allows exceedance of the water quality objectives between points RSW-001 and RSW-002.

With regard to temperature and turbidity the Basin Plan states in part that:

The natural receiving water temperature of intrastate waters shall not be altered unless it can be demonstrated to the satisfaction of the Regional Water Board that such alteration in temperature does not adversely affect beneficial uses.

before taking action to lower water quality. These regulations (40 CFR § 131.12(a)) describe the federal antidegradation policy and dictate that states must adopt both a policy at least as stringent as the federal policy as well as implementing procedures.

California's antidegradation policy is composed of both the federal antidegradation policy and the State Board's Resolution 68-16 (State Water Resources Control Board, Water Quality Order 86-17, p. 20 (1986) ("Order 86-17"); Memorandum from Chief Counsel William Attwater, SWRCB to Regional Board Executive Officers, "federal Antidegradation Policy," pp. 2, 18 (Oct. 7, 1987) ("State Antidegradation Guidance")). As a state policy, with inclusion in the Water Quality Control Plan (Basin Plan), the antidegradation policy is binding on all of the Regional Boards (Water Quality Order 86-17, pp. 17-18).

Implementation of the state's antidegradation policy is guided by the State Antidegradation Guidance, SWRCB Administrative Procedures Update 90-004, 2 July 1990 ("APU 90-004") and USEPA Region IX, "Guidance on Implementing the Antidegradation Provisions of 40 CFR 131.12" (3 June 1987) ("Region IX Guidance"), as well as Water Quality Order 86-17.

The Regional Board must apply the antidegradation policy whenever it takes an action that will lower water quality (State Antidegradation Guidance, pp. 3, 5, 18, and Region IX Guidance, p. 1). Application of the policy does not depend on whether the action will actually impair beneficial uses (State Antidegradation Guidance, p. 6). Actions that trigger use of the antidegradation policy include issuance, re-issuance, and modification of NPDES and Section 404 permits and waste discharge requirements, waiver of waste discharge requirements, issuance of variances, relocation of discharges, issuance of cleanup and abatement orders, increases in discharges due to industrial production and/or municipal growth and/or other sources, exceptions from otherwise applicable water quality objectives, etc. (State Antidegradation Guidance, pp. 7-10, Region IX Guidance, pp. 2-3). Both the state and federal policies apply to point and nonpoint source pollution (State Antidegradation Guidance p. 6, Region IX Guidance, p. 4).


The proposed Permit allows for an EC limitation that exceeds water quality standards and objectives and allows for degraded beneficial uses. The compliance determinations for temperature and turbidity receiving Water Limitations has been altered to allow a 770-foot reach of the receiving stream where the water quality objectives will not be applied. These conditions allow for degraded water quality and do not provide for protection of the applicable beneficial uses of the receiving stream. There has been no antidegradation analysis undertaken to determine if best practicable treatment and control of the discharge has been provided. There is no assessment showing that degradation of water quality is in the best interest of the people of California. The discharge exceeds water quality objectives, which is contrary to the Antidegradation Policy, Resolution 68-16.

Thank you for considering these comments. If you have questions or require clarification, please don't hesitate to contact us.

Sincerely,

A handwritten signature in black ink, appearing to read "Bill Jennings". The signature is written in a cursive style with a large initial "B".

Bill Jennings, Executive Director  
California Sportfishing Protection Alliance



California Sportfishing Protection Alliance

*"An Advocate for Fisheries, Habitat and Water Quality"*

3536 Rainier Avenue, Stockton, CA 95204

T: 209-464-5067, F: 209-464-1028, E: [deltakeep@me.com](mailto:deltakeep@me.com), W: [www.calysport.org](http://www.calysport.org)

19 April 2012

Mr. Ken Landau, Assistant Executive Officer  
Ms. Diana Messina, Supervising WRCE  
Mr. Jim Marshall, Sr. WRCE  
Regional Water Quality Control Board  
Central Valley Region  
11020 Sun Center Drive, Suite 200  
Rancho Cordova, CA 95670-6144

VIA: Electronic Submission  
Hardcopy if Requested

RE: Consideration of Order Amending Waste Discharge Requirements Order R5-2008-0179  
(NPDES No. CA0078590) for Discovery Bay Wastewater Treatment Plant

Dear Messrs. Landau, Marshall and Ms. Messina,

The California Sportfishing Protection Alliance (CSPA) has reviewed the proposed order amending Waste Discharge Requirements (NPDES No. CA0078590) for Discovery Bay Wastewater Treatment Plant (Permit) and submits the following comments.

On 19 March 2012 the Regional Board issued a proposed revision to the town of Discovery Bay's NPDES permit. The Notice of Public Hearing states that interested parties that submitted written comments regarding the 30 September 2010 Tentative Order must submit confirmation that previous comments are still applicable. The California Sportfishing Protection Alliance (CSPA) submitted comments on the September 2010 proposed Permit revision on 31 October 2010; those comments are still applicable. CSPA also submitted a petition of Order No. R5-2008-0179, Waste Discharge Requirements (NPDES No. CA0078590) to the State Water Board for the Town of Discovery Bay Wastewater Treatment Plant on 2 January 2009; that petition is also still applicable. Both our previous comments and our petition of Order No. R5-2008-0179 are incorporated by reference into these comments.

The principal changes in the proposed Permit revision are with regard to the limitation for electrical conductivity (EC) and UV disinfection. Our comments with respect to both items in our previous comment letter and our petition to the State Board are still applicable. Our only additional comments are specifically with regard to the modifications of the EC limitation, as follows:

California Water Code, section 13377, requires that: "Notwithstanding any other provision of this division, the state board and the regional boards shall, as required or authorized by the Federal Water Pollution Control Act, as amended, issue waste discharge and dredged or fill

material permits which apply and ensure compliance with all applicable provisions of the act and acts amendatory thereof or supplementary, thereto, together with any more stringent effluent standards or limitations necessary to implement water quality control plans, or for the protection of beneficial uses, or to prevent nuisance.”

Federal Regulation, 40 CFR 122.4 (a), (d) and (g) require that no permit may be issued when the conditions of the permit do not provide for compliance with the applicable requirements of the CWA, or regulations promulgated under the CWA, when imposition of conditions cannot ensure compliance with applicable water quality requirements and for any discharge inconsistent with a plan or plan amendment approved under Section 208(b) of the CWA.

The proposed Permit has been revised to contain a limitation for EC of 2,100 umhos/cm as an annual average. The EC limitation does not protect the beneficial uses of the receiving stream; specifically:

- In a *Biological Significance* document, dated November 1st 2006, James M. Harrington, Staff Water Quality Biologist with the California Department of Fish and Game, citing McKee and Wolf (1971 Water Quality Criteria) wrote that: “Surveys of inland fresh waters indicates that good mixes of fish fauna are found where conductivity values range between 150 and 500 umhos/cm. Even in the most alkaline waters, the upper tolerance limit for aquatic life is approximately 2000 umhos/cm.” Obviously, as an annual average EC peak concentrations will be significantly higher than the annual average. Freshwater aquatic life is a beneficial use of the receiving stream, which will be degraded by the proposed EC limitation.
- McKee and Wolf also include EC criteria for irrigation water of less than 1,000 umhos/cm for suitability under most conditions. Irrigation is a beneficial use of the receiving stream, which will be degraded by the proposed EC limitation.
- McKee and Wolf also include salinity criteria, listed as TDS, for numerous industrial uses where the recommended levels are far below those limited in the proposed Permit. The proposed Permit did not evaluate the impact on the industrial beneficial use of the receiving stream.

The Regional Board used a steady state analysis to derive the limitations for EC. This methodology utilizes assimilative capacity in the receiving stream; granting a mixing zone. The Central Valley Regional Water Quality Control Board’s Basin Plan, page IV-16.00, requires the Regional Board use EPA’s *Technical Support Document for Water Quality Based Toxics Control (TSD)* in assessing mixing zones. The TSD, page 70, defines a first stage of mixing, close to the point of discharge, where complete mixing is determined by the momentum and buoyancy of the discharge. The second stage is defined by the TSD where the initial momentum and buoyancy of the discharge are diminished and waste is mixed by ambient turbulence. The TSD goes on to state that in large rivers this second stage mixing may extend for miles. The TSD, Section 4.4, requires that if complete mix does not occur in a short distance mixing zone monitoring and modeling must be undertaken. The Regional Board did not conduct a mixing zone analysis for EC and did not comply with the requirements of the Basin Plan or the required TSD.



Thank you for considering these comments. If you have questions or require clarification, please don't hesitate to contact us.

Sincerely,

A handwritten signature in black ink, appearing to read "Bill Jennings". The signature is written in a cursive, flowing style.

Bill Jennings, Executive Director  
California Sportfishing Protection Alliance

Central Valley Regional Water Quality Control Board  
7/8 June 2012 Board Meeting

Response to Comments  
for the  
Town of Discovery Bay Community Services District  
Discovery Bay Wastewater Treatment Plant  
Tentative Waste Discharge Requirements

---

The following are Regional Water Quality Control Board, Central Valley Region (Central Valley Water Board) staff responses to comments submitted by interested parties regarding the tentative order amending Waste Discharge Requirements Order R5-2008-0179 (NPDES Permit No. CA0078590), for the Town of Discovery Bay Community Services District (Discharger), Discovery Bay Wastewater Treatment Plant (Facility).

On 30 September 2010, a Tentative Order amending Order R5-2008-0179 was issued for public review and comment in accordance with a precedential water quality order adopted by the State Water Resources Control Board on 19 May 2009, for the City of Tracy Wastewater Treatment Plant (WQO 2009-0003, Tracy Order). Comments were received by the due date from the Discharger, California Sportfishing Protection Alliance (CSPA), Central Valley Clean Water Association (CVCWA), and San Luis & Delta Water Authority and Westlands Water District. However, due to pending litigation regarding the Tracy Order, the proposed amendment did not proceed for approval at the noticed board meeting. The Tracy litigation was settled on 1 June 2011, when the Superior Court for Sacramento County issued a peremptory writ of mandate regarding the Tracy Order.

A new tentative order was issued for public comment on 20 March 2012 with comments due by 20 April 2012. The March 2012 tentative order is similar to the September 2010 tentative order, but due to the long delay, the comment period was reopened. In the Notice of Public Hearing, Central Valley Water Board staff asked previous commenters to indicate if its comments on the September 2010 tentative order were still valid and to request that they be addressed for the currently noticed item. The Central Valley Water Board received public comments regarding the March 2012 tentative order by the due date from CSPA and CVCWA. CSPA indicated that its comments on the September 2010 tentative order were still valid and requested they be considered for the currently noticed item. CVCWA did not request that its comments on the September 2010 tentative order be considered for the currently noticed item.

This staff response to comments document addresses the comments submitted by CSPA for both the September 2010 and March 2012 tentative orders, while only the comments on the March 2012 tentative order from CVCWA are addressed.

The submitted comments were accepted into the record, and are summarized below, followed by Central Valley Water Board staff responses.

---

## CENTRAL VALLEY CLEAN WATER ASSOCIATION (CVCWA) COMMENTS

---

### **CVCWA Comment A. The Tentative Order's Ultraviolet Disinfection (UV) Requirements Impermissibly Dictate the Manner of Compliance with the Effluent Limitations Prescribed for Total Coliform**

The Tentative Order includes Ultraviolet Light (UV) disinfection operational and monitoring requirements for the Facility's discharge of treated effluent. (Tentative Order at pp. 25, F-47, F-56.) The stated purpose of the UV requirements is to "ensure adequate disinfection and compliance with the total coliform organisms effluent limitations recommended by DPH." (*Id.* at p. F-57.) CVCWA believes that the UV operating criteria impermissibly specify the manner of compliance with the Tentative Order's effluent limitations for total coliform and violates section 13360 of the California Water Code.

In lieu of the specific UV requirements proposed in the Tentative Order, CVCWA recommends that the Discharger be required to submit an operations and maintenance program to ensure adequate disinfection. This approach is consistent with the Central Valley Water Board's purposes, but does not specifically dictate the manner of compliance with the effluent limitations for total coliform. In particular, we request that you replace the first bullet under section VI.C.4.b of the Tentative Order with the following:

- **UV Dosage.** *The Discharger shall operate the UV disinfection systems to provide a minimum hourly UV dose of 80 mJ/cm<sup>2</sup>; in accordance with its UV Disinfection Systems Operating Specifications*

**RESPONSE:** Central Valley Water Board staff does not concur. UV specifications are needed to ensure the disinfection system adequately disinfects the municipal wastewater. When developing NPDES permits, the Central Valley Water Board implements recommendations by the Department of Public Health (DPH) for the appropriate disinfection requirements for the protection of public health. Per a general recommendation by DPH, the permit requires disinfection equivalent to Title 22 of the California Code of Regulations for secondary-disinfected recycled water<sup>1</sup>. The permit includes effluent limits for total coliform organisms based on Title 22 requirements.

---

<sup>1</sup> California Code of Regulations, Section 60301.225, defines disinfected secondary-23 recycled water as recycled water that has been oxidized and disinfected so that the median concentration of total coliform bacteria in the disinfected effluent does not exceed a most probable number (MPN) of 23 per 100 milliliters utilizing the bacteriological results of the last seven days for which analyses have been completed, and the number of total coliform bacteria does not exceed an MPN of 240 per 100 milliliters in more than one sample in any 30 day period.

The Facility provides secondary treatment and UV disinfection to meet the Title 22 disinfection requirements, and monitors for total coliform in the effluent twice a week. In addition to coliform limitations, UV disinfection operating specifications are required as a second indicator of the effectiveness of the disinfection system to assure compliance with the required level of treatment. UV dosage and turbidity specifications have a major advantage for monitoring treatment performance, allowing immediate detection of UV disinfection system failure and rapid corrective action. Coliform testing, by comparison, is not conducted continuously and requires several hours, to days, to identify high coliform concentrations.

UV disinfection is typically used after filtration, because low turbidity wastewater is needed for the UV disinfection system to operate effectively. Different from the use of chlorination disinfection, the high level of turbidity in a secondary-level treatment effluent shields pathogens (protozoans, viruses and bacteria) from the UV deactivating light as they are protected among the particles. Therefore, there are concerns that without filtration the UV disinfection system may not be sufficient to consistently meet the disinfection requirements.

Due to these concerns, the Discharger conducted a site-specific study of the effluent to determine UV dose response as a function of turbidity. A laboratory study using a collimated beam was performed by Dr. Robert Emerick. The study results demonstrated that a UV minimum dosage of  $80\text{mJ}/\text{cm}^2$ , at a turbidity of 10 NTUs, the system can consistently meet a total coliform effluent limitation of 23 MPN/100ml (7-day median), and at a turbidity of 40 NTUs, the system can meet the total coliform effluent limitation of 240 MPN/100ml (maximum daily). Based on the study results, the proposed Order modifies the UV Disinfection System Operating Specifications to include minimum UV dose and maximum turbidity specifications in accordance with the study, as requested by the Discharger. Removal of the minimum UV disinfection operating parameters does not provide the assurance needed to protect human health.

---

## **CALIFORNIA SPORTFISHING PROTECTION ALLIANCE (CSPA) COMMENTS**

---

### **19 April 2012 Comments**

#### **CSPA Comment No. 1. Effluent Limitation for Electrical Conductivity (EC) is not adequate.**

The proposed Permit has been revised to contain a limitation for EC of 2,100  $\mu\text{mhos}/\text{cm}$  as an annual average. The EC limitation does not protect the beneficial uses of the receiving stream specifically:

- In a *Biological Significance* document, dated November 1st 2006, James M. Harrington, Staff Water Quality Biologist with the California Department of Fish

and Game, citing McKee and Wolf (1971 Water Quality Criteria) wrote that: "Surveys of inland fresh waters indicates that good mixes of fish fauna are found where conductivity values range between 150 and 500 umhos/cm. Even in the most alkaline waters, the upper tolerance limit for aquatic life is approximately 2000 umhos/cm." Obviously, as an annual average EC peak concentrations will be significantly higher than the annual average. Freshwater aquatic life is a beneficial use of the receiving stream, which will be degraded by the proposed EC limitation.

- McKee and Wolf also include EC criteria for irrigation water of less than 1,000 umhos/cm for suitability under most conditions. Irrigation is a beneficial use of the receiving stream, which will be degraded by the proposed EC limitation.
- McKee and Wolf also include salinity criteria, listed as TDS, for numerous industrial uses where the recommended levels are far below those limited in the proposed Permit. The proposed Permit did not evaluate the impact on the industrial beneficial use of the receiving stream.

**RESPONSE:** CSPA's comment that the EC limit has been revised is not accurate. The current permit includes an annual average effluent limitation of 2,100  $\mu\text{mhos/cm}$ . As discussed in the proposed Order, there is no reasonable potential for the discharge to cause or contribute to the applicable water quality objectives for EC. Therefore, water quality-based effluent limits are not required. However, due to concerns with salinity in the Sacramento-San Joaquin Delta, the proposed Order continues the annual average performance-based effluent limitation for EC of 2,100  $\mu\text{mhos/cm}$ . The existing Order also requires the Discharger develop and implement a Salinity Plan to reduce the discharge of salinity and includes a Salinity Reduction Goal to reduce effluent EC to a maximum of the water supply EC plus an increment of 500  $\mu\text{mhos/cm}$ . The proposed Order does not change these pollution prevention and best management practice requirements.

In regard to CSPA's comment that the EC limits are not protective of aquatic life, agricultural, and industrial beneficial uses, Central Valley Water Board staff does not concur. The Basin Plan includes water quality objectives for salinity parameters based on the Bay-Delta Plan<sup>2</sup>. The Bay-Delta Plan includes water quality objectives for EC and chloride for West Canal at Mouth of Clifton Court Forebay (i.e., entrance to the State Water Project) that are applicable to the discharge. The Bay-Delta Plan includes the EC water quality objective to protect the agricultural beneficial use and the chloride water quality objective is protective of municipal and industrial beneficial uses. The discharge does not demonstrate reasonable potential to cause or contribute to an exceedance of these water quality objectives in the receiving water.

---

<sup>2</sup> *Water Quality Control Plan for the San Francisco Bay/Sacramento-San Joaquin Delta Estuary*, State Water Resources Control Board (2006)

Therefore, the proposed permit is adequately protective of the agricultural and municipal and domestic water supply beneficial uses.

There are no site-specific water quality objectives for salinity parameters for the protection of aquatic life in the vicinity of the discharge. Therefore, the appropriate water quality objective to protect the aquatic life beneficial use is the Basin Plan's narrative toxicity objective. USEPA includes national recommended water quality criteria for chloride for protection of freshwater aquatic life, but there are no USEPA recommended water quality criteria for EC and TDS for aquatic life. As demonstrated in the proposed Order, under reasonable worst-case conditions, the discharge only increases the chloride concentration in the Old River by a maximum of 1 mg/L. The discharge does not have reasonable potential to cause or contribute to an exceedance of the USEPA national recommended water quality criteria for chloride in the receiving water. This demonstrates the proposed permit is adequately protective of the aquatic life beneficial use.

**CSPA Comment No. 2. The Central Valley Water Board did not conduct mixing zone analysis for EC**

The Central Valley Water Board used a steady state analysis to derive the limitations for EC. This methodology utilizes assimilative capacity in the receiving stream; granting a mixing zone. The Central Valley Water Board's Basin Plan, page IV-16.00, requires the Regional Board use EPA's *Technical Support Document for Water Quality Based Toxics Control (TSD)* in assessing mixing zones. The TSD, page 70, defines a first stage of mixing, close to the point of discharge, where complete mixing is determined by the momentum and buoyancy of the discharge. The second stage is defined by the TSD where the initial momentum and buoyancy of the discharge are diminished and waste is mixed by ambient turbulence. The TSD goes on to state that in large rivers this second stage mixing may extend for miles. The TSD, Section 4.4, requires that if complete mix does not occur in a short distance mixing zone monitoring and modeling must be undertaken. The Central Valley Water Board did not conduct a mixing zone analysis for EC and did not comply with the requirements of the Basin Plan or the required TSD.

**RESPONSE:** Central Valley Water Board does not concur. As discussed in response to Comment No. 1, above, the discharge does not demonstrate reasonable potential for any salinity constituent, so water quality-based effluent limits are not required and were not calculated in the proposed Order. Therefore, a mixing zone was not used to calculate effluent limits for EC. As discussed, above, the EC limits are based on the performance of the Facility and have been carried forward from the current permit.

In conducting the reasonable potential analysis for salinity parameters, Central Valley Water Board staff used the procedures recommended by USEPA in the USEPA NPDES Permit Writers' Course. Although mixing of the effluent with the receiving water is considered using USEPA's RPA procedures, an approved mixing



zone is not necessary. Use of these procedures does not require allowance of a mixing zone and were appropriately applied in the proposed Order, because rapid mixing occurs in the receiving water and the salinity parameters are not priority pollutants.

The Facility discharges to Old River via an outfall diffuser that ensures rapid mixing in the receiving water. The diffuser is 105 feet long with 36 ports (2 inch diameter ports, spaced 3 feet on center). CSPA's statement that a mixing zone study was not conducted is inaccurate. The Discharger conducted a mixing zone study and an accompanying dye study to verify the estimated mixing and dilution. The dye study demonstrated the effluent plume rapidly mixes with the receiving water. Under reasonable worst-case conditions, during a slack tide when there was no flow velocity in the receiving water, the mixing zone study demonstrated a minimum 25:1 dilution within 5 feet of the diffuser. This demonstrates rapid mixing occurs in the receiving water. Therefore, the discharge conditions are appropriate for applying USEPA's reasonable potential analysis procedures.

### **31 October 2010 Comments**

#### **CSPA Comment No. 3. The proposed permit fails to contain an adequate effluent limitation for EC in violation of federal regulations.**

CSPA's October 2010 comments regarding the effluent limitations for EC are the same as its April 2012 comments regarding EC.

**RESPONSE:** See response to CSPA Comment Nos. 1 and 2, above.

#### **CSPA Comment No. 4. The proposed permit allows for segments of the receiving stream to exceed water quality objectives for temperature and turbidity contrary to the Basin Plan**

The proposed Permit has been modified to include the following:

**D. Temperature Receiving Water Limitations.** Compliance with the receiving surface water limitations for temperature required in section V.A.15.b shall be determined based on the difference in temperature measured at RSW-001 and RSW-002.

**E. Turbidity Receiving Water Limitations.** Compliance with the receiving surface water limitations for turbidity required in section V.A.17 shall be determined based on the difference in turbidity measured at RSW-001 and RSW-002.

The proposed Permit, Monitoring and Reporting Program page E-2, identifies points RSW-001 and 002 as: 500 feet north of the point of discharge to Old River and 200 ft

south of the point of discharge to Old River, respectively. The distance between the two points is 700 feet.

Receiving water monitoring points are located by the Discharger, typically based on convenience and access. There is no correlation to the receiving water monitoring locations and water quality.

The receiving water limitations in the proposed Permit are based on water quality objectives included in the Basin Plan. By allowing compliance strictly measured at the end points; allows exceedance of the water quality objectives between points RSW-001 and RSW-002.

The Basin Plan does not include any allowance for exceedances near wastewater outfalls or writing off 700 feet of receiving stream. A mixing zone has not been discussed or address by the Central Valley Water Board in allowing exceedance of temperature and turbidity objectives near the wastewater outfall for this discharge. Federal Regulations, 40 CFR 122.44 (d)(i), requires that; "Limitations must control all pollutants or pollutant parameters (either conventional, nonconventional, or toxic pollutants) which the Director determines are or may be discharged at a level which will cause, have the reasonable potential to cause, or contribute to an excursion above any State water quality standard, including State narrative criteria for water quality." The Central Valley Water Board has not provided any legal citation, mixing zone analysis or technical justification that allows for a zone of compliance extending for 700 feet. In accordance with the Basin Plan Water Quality Objectives and 40 CFR 122.44 all surface waters must meet water quality objectives.

**RESPONSE:** Central Valley Water Board staff does not concur. The proposed change to the permit simply clarifies the method of compliance determination for the temperature and turbidity receiving water limits, which must be determined considering upstream and downstream receiving water quality. The proposed clarifications do not change the receiving water limits, do not violate the Basin Plan, or allow mixing zones for temperature and turbidity. Mixing zones are only used for development of water quality-based effluent limits. The discharge does not have reasonable potential to cause or contribute to an instream exceedance of the Basin Plan water quality objectives for temperature or turbidity in the receiving water. Therefore, water quality-based effluent limits are not required and a mixing zone has not been applied.

The existing permit includes receiving water limits for temperature and turbidity based on the Basin Plan objectives. The proposed amendment provides clarity for the Discharger and Central Valley Water Board Compliance and Enforcement staff for implementation of the receiving water limits. It does not allow the Discharger to violate the Basin Plan objectives for temperature and turbidity.

---

**CSPA Comment No. 5. The proposed permit contains an inadequate Antidegradation analysis.**

The Central Valley Water Board must apply the antidegradation policy whenever it takes an action that will lower water quality (State Antidegradation Guidance, pp. 3, 5, 18, and Region IX Guidance, p. 1). Application of the policy does not depend on whether the action will actually impair beneficial uses (State Antidegradation Guidance, p. 6). Actions that trigger use of the antidegradation policy include issuance, re-issuance, and modification of NPDES and Section 404 permits and waste discharge requirements, waiver of waste discharge requirements, issuance of variances, relocation of discharges, issuance of cleanup and abatement orders, increases in discharges due to industrial production and/or municipal growth and/or other sources, exceptions from otherwise applicable water quality objectives, etc. (State Antidegradation Guidance, pp. 7-10, Region IX Guidance, pp. 2-3). Both the state and federal policies apply to point and nonpoint source pollution (State Antidegradation Guidance p. 6, Region IX Guidance, p. 4).

The proposed Permit allows for an EC limitation that exceeds water quality standards and objectives and allows for degraded beneficial uses. The compliance determinations for temperature and turbidity receiving Water Limitations has been altered to allow a 770-foot reach of the receiving stream where the water quality objectives will not be applied. These conditions allow for degraded water quality and do not provide for protection of the applicable beneficial uses of the receiving stream. There has been no antidegradation analysis undertaken to determine if best practicable treatment and control of the discharge has been provided. There is no assessment showing that degradation of water quality is in the best interest of the people of California. The discharge exceeds water quality objectives, which is contrary to the Antidegradation Policy, Resolution 68-16.

**RESPONSE:** Central Valley Water Board staff does not concur. The proposed changes do not allow an increase in the discharge of pollutants to the receiving water. As discussed in Response to CSPA Comment #1, the proposed amendment does not change the effluent limit for EC. Furthermore, as discussed in Response to CSPA Comment #4, the proposed clarifying language for determining compliance with the temperature and turbidity receiving water limits does not authorize an increase in the discharge for temperature or turbidity. Consequently, the discharge is in compliance with the Antidegradation Policy.

*Town of Discovery Bay Community Services District  
Contra Costa County, California*



FISCAL YEAR 2012-13

OPERATING AND CAPITAL IMPROVEMENT PROGRAM BUDGET

Preliminary Draft June 06, 2012

*Town of Discovery Bay Community Services District  
Contra Costa County, California*



**This Page Left Intentionally Blank**

*Town of Discovery Bay Community Services District  
Contra Costa County, California  
Fiscal Year 2012-2013 Budget*



**Board of Directors**

Chris Steele, President  
Kevin Graves, Vice President  
Jim Mattison, Director  
Mark Simon, Director  
Ray Tetreault, Director

**District Management**

Rick Howard, General Manager  
Daniel J. Schroeder, District Counsel  
Virgil Koehne, Water and Wastewater Manager  
Fairin Perez, Parks and Landscape Manager  
Dina Breitstein, Finance Manager  
Calista Anderson, Executive Assistant

The Town of Discovery Bay Community Services District  
main office is located at:

1800 Willow Lake Road  
Discovery Bay, CA 94505  
925-634-1131  
[www.todb.ca.gov](http://www.todb.ca.gov)



*Town of Discovery Bay Community Services District  
Contra Costa County, California*



**This Page Left Intentionally Blank**

*Town of Discovery Bay Community Services District  
Contra Costa County, California  
Table of Contents*



<i>Topic</i>	<i>Pages</i>
<i>Town of Discovery Bay CSD – General Manager’s Transmittal Letter</i>	<i>1-4 -- Pending Board Workshop</i>
<i>Town of Discovery Bay CSD – At a Glance</i>	<i>5-7</i>
<i>Town of Discovery Bay CSD – Program Summary’s</i>	<i>8-15</i>
<i>Town of Discovery Bay CSD – The Budget – All in One Place</i>	<i>16-21</i>
<i>Town of Discovery Bay CSD – Revenues – Where the money Comes From</i>	<i>22-23</i>
<i>Town of Discovery Bay CSD – Operations and Maintenance</i>	<i>24-27</i>
<i>Town of Discovery Bay CSD – Capital Improvement Program</i>	<i>28-31</i>
<i>Town of Discovery Bay CSD – Salary and Wages</i>	<i>32-34</i>
<i>Town of Discovery Bay CSD – Parks &amp; Landscape Zone Budgets</i>	<i>35-39</i>

*Town of Discovery Bay Community Services District  
Contra Costa County, California*



**This Page Left Intentionally Blank**

*Town of Discovery Bay Community Services District  
Contra Costa County, California*



*The Town of Discovery Bay Community Service District: At a Glance*

Discovery Bay was established in the early 1970's as a weekend and summer resort community. Today, Discovery Bay has evolved into a thriving year-round home for more than 13,000 residents who enjoy small-town living against the backdrop of over 1,200 miles of Delta waterways. Discovery Bay boasts a full-service marina, three (3) public schools, one (1) private school, as well as two (2) shopping centers and a planned business park. However, this small town is no longer limited to Delta waterfront homes; it has developed into a community that provides something for everyone. Discovery Bay offers gated waterfront homes as well as Country Club homes located on a world-class golf course designed by Mike Asmundson. Recent additions include the two (2) gated communities of Lakeshore and The Lakes, as well as nearby Ravenswood, a community planned around a new public park.

The approximately 9 square mile area known as the Town of Discovery Bay Community Services District (TODBCSD) was formed in 1997 following a vote of the people to form an Independent Special District with the purpose of providing essential public services to its residents. The Contra Costa County Local Agency Formation Commission (LAFCO) has authorized the TODBCSD the responsibility of providing the following special services to the residents of Discovery Bay:

- Water supply collection, treatment, and distribution
- Wastewater collection, treatment and distribution
- Parks and Landscape Maintenance
- Recreational Activities (Coming Soon)

*District Form of Government*

California's Independent Special Districts are legislatively authorized pursuant to California Government Code Sections 61000-61850. The Town of Discovery Bay Community Services District is governed by an elected five (5) member Board serving staggered four (4) year terms. The Board employs a General Manager to administer the day to day operations of the District.

*Population*

The 2010 census shows the total population in Discovery Bay to be 13,352 people.



### Water Services

The Town of Discovery Bay CSD owns and maintains over sixty (60) miles of water mains in seven (7) residential developments: Discovery Bay West (Village 1, 2, 3 and 4, and Ravenswood); and two (2) of the older developments (Discovery Bay Proper and Centex). Currently, the District owns and operates five (5) water production wells that are located throughout the District and are capable of producing five million gallons of domestic water per day. The raw water is then treated in two (2) water treatment facilities with water storage capacity of 2.5 million gallons of treated water for customer distribution. The total water requirements of Discovery Bay are currently about 1,300 million gallons per year, which equates to an average daily demand of 3.6 million gallons per day.

### Wastewater Services

The District provides wastewater collection, treatment and distribution services to approximately 5,800 homes and businesses located in the town. The wastewater treatment process goes through two (2) separate conveyance systems; Plant 1 and Plant 2. Wastewater Treatment Plant 1 is located just north of Highway 4, within the Discovery Bay Development area. Wastewater Treatment Plant 2 is located south of Highway 4 at the Town's eastern boundary. The two (2) plants are interconnected and are dependent upon each other for various functions.

In order to facilitate and transport the raw wastewater to the main wastewater treatment, the District utilizes 15 wastewater lift stations to move the waste through 50 miles of sewer mains. The plants are capable of producing an average of 1.8 million gallons of wastewater per day. The wastewater treatment plants currently include an influent pump station, influent screening, secondary treatment facilities using oxidation ditches, and ultraviolet (UV) disinfection prior to discharging the treated water into Old River.

The water and wastewater facilities are operated and maintained by Veolia Water Operating System West under a multi-year agreement with the TODBCSD.

### Parks and Landscaping Services

The District maintains all the public parks and publically owned landscaped areas in Discovery Bay. Over the past few years, the Board of Directors has established priorities to improve the landscape areas of Discovery Bay. Improvements can be seen throughout town, including the recently completed Discovery Bay Boulevard landscape enhancement project. The District has also initiated a number of projects within our parks system, including the recent completion of the Ravenswood Park Splash Pad, and the new playground that is presently under construction at Cornell Park.

The landscape areas in Discovery Bay are broken down into five (5) landscape zones. Two (2) of those zones are owned by the TODBCSD, with the remaining three (3) owned by Contra Costa County, and maintained under contract by the District. The five Landscaping & Lighting zones are:

Discovery Bay Landscape & Lighting Zone #8:

Zone 8 is owned and maintained by the Town of Discovery Bay CSD. This zone includes the landscape streetscape frontages along Highway 4, Clipper Drive, Discovery Bay Boulevard, Willow Lake Road, and a variety of smaller landscaped areas. Cornell Park & Roberta Fuss Tot Lot are also included in this zone.

Discovery Bay Landscape & Lighting Zone #9 (Ravenswood):

Zone 9 is owned and maintained by the Town of Discovery Bay CSD. This zone includes the landscape streetscape frontages along Wilde Drive and Poe Drive. Ravenswood Park is also included in this zone.

Contra Costa County Landscape & Lighting Zone #35:

Zone 35 is owned by Contra Costa County; but is maintained by Town Of Discovery Bay CSD. The zone includes the landscaped median islands on Bixler Road at the intersection of Highway 4, and a pedestrian pathway from the Sandy Cove Shopping Center to Newport Drive. There are also included two pedestrian bridges along the path.

Contra Costa County Landscape & Lighting Zone #57:

Zone 57 is owned by Contra Costa County; but is maintained by Town Of Discovery Bay CSD. This zone includes all landscaped streetscape frontages in and outside of the Centex Development, along Highway 4, a portion of Bixler Road, and two (2) small parking areas. Regatta Park is also included in this zone.

Contra Costa County Landscape & Lighting Zone #61:

Zone 61 is owned by Contra Costa County; but is maintained by Town Of Discovery Bay CSD. This zone includes landscaped streetscape frontages along a major portion of Bixler Road, Point of Timber Road, the Park & Ride lot, a portion of Newport Drive, Preston Drive and Slifer Drive. Slifer Park is also included in this zone.

**Recreation Services**

The Town of Discovery Bay Community Services District is also responsible for providing recreational activities to the residents of the District. The most important project currently underway related to recreation services is the proposed community center project. Once the community center is built, it is anticipated that community recreational programs and activities will take place within the new facility.

*Town of Discovery Bay Community Services District  
Contra Costa County, California*



**This Page Left Intentionally Blank**





Town of Discovery Bay CSD  
2012-2013 Program Summary

Department:	General Manager
Program Area:	Administration

**Program Description:**

The Town of Discovery Bay CSD Administration Department is comprised of the Administration and Finance functions and operates under the Board of Directors where the Board of Directors acts as the legislative policy making body and the General Manager serves as the administrative head of the District. The Town of Discovery Bay CSD Administration Department is comprised of the Administration and Finance functions and operates under the Board of Directors where the Board of Directors acts as the legislative policy making body and the General Manager serves as the administrative head of the District. The Administration Program provides information necessary for the Board of Directors to establish priorities and make well-informed decisions on policy matters. In addition, this program provides staff support for ad hoc or advisory committees formed by the Board of Directors on an as-needed basis. In general, the Administration program supports and directs all departments, enabling them to carry out day-to-day operations, services and planning efforts.

**Accomplishments, 2011-2012:**

- Continue to forward information to the Board as necessary and in a timely fashion
- Implemented "Agenda Forecast" sheet to track status of agenda reports and district business items to ensure items don't "fall through the cracks"
- Reorganized and upgraded Financial Services Division and hired Finance Manager
- Updated Purchasing & Procurement Policy
- Updated and revised Board Bylaws and Board Policy
- Worked with the Budget Review Committee to produce a budget that was adopted on time
- Created a new budget document with enhanced budget contents
- Worked with Community Center Committee to develop a comprehensive set of recommendations to the Board
- Worked with Communications Committee to develop a comprehensive set of recommendations to the Board
- RFP for new Audit services

- o Established vehicle fuel/maintenance tracking report program
- o Successful SDRMA site inspection audit
- o Development of emergency plan (currently under review)
- o Development of safety manual
- o Establishment of comprehensive employee job descriptions
- o Developed new and comprehensive employee performance reviews
- o Updated website with numerous documents and information for public review

**Objectives, 2012-2013:**

1. Review issues, policies in regards to internal controls
2. Review processes and look for areas for automation specifically Agenda Preparation



Town of Discovery Bay CSD  
2012-2013 Program Summary

<b>Department:</b>	<b>Financial Services</b>
<b>Program Area:</b>	<b>Administration</b>

**Program Description:**

The Town of Discovery Bay CSD Administration Department is comprised of the Administration and Finance functions and operates under the Board of Directors where the Board of Directors acts as the legislative policy making body and the General Manager serves as the administrative head of the District. The Finance program operates a governmental accounting, reporting and records maintenance system that provides financial information to both as well as external users and internal management. This program controls and monitors the receipt and disbursement of public funds in compliance with statutory requirements and professional accounting standards. This program also has the responsibility for coordinating all external auditing functions including the annual financial audit and audits by all outside agencies. The Finance function is responsible for the continuing development of financial accounting software and implementation of new technology to increase efficiency in accounting processes and to improve both internal and external reporting. This program also oversees the implementation of any new accounting pronouncements by the Governmental Accounting Standards Board (GASB). The payroll function of this program processes payroll for all District employees including interfacing with the District's payroll service provider and assuring compliance with all regulatory requirements, laws and District policies pertaining to payroll.

**Accomplishments, 2011-2012:**

- As part of an overall effort to improve productivity, the Administration Department added a new position in 2011-2012. The Finance Manager enables the District to have a qualified staff that has knowledge of General Accepted Accounting Principles and adequately prepare financial statements.

- To further increase productivity Administration Staff has purchased and begun the implementation of a new Financial Software System to maintain growth and need for fiscal conservatism.
- Developed the Investment and Reserve policies to ensure stability and internal controls, as well as created processes and procedures such as the Disposition of Surplus property.

**Objectives, 2012-2013:**

1. Review issues, policies in regards to internal controls
2. Streamline and review issues with Datamatic Corp. who provides wireless services for our water meter reads and billing system.
3. Fully implement new Caselle Financial Suite Software
4. Review processes and look for areas for automation such as filing and financial reporting.
5. Provide staff training pertaining to financial and billing systems, educational requirements as well as staff development training.
6. Develop procedures pertaining to financial reporting, including preparing a month end reporting.
7. Develop more comprehensive financial reporting models.





Town of Discovery Bay CSD  
2012-2013 Program Summary

Department : Public Services

Program Area: Wastewater

**Program Description:**

The Town of Discovery Bay Wastewater Program provides for the collection, conveyance, treatment and discharge of treated effluent. Specifically, the Wastewater Program provides information necessary for the Board of Directors to establish priorities and make well-informed decision in regards to the Towns wastewater matters. In addition, this program provides staff support for ad hoc or advisory committees formed by the Board of Directors on an as-needed basis. In general, the Water program supports and directs the wastewater contractor, enabling them to carry out day-to-day operations, services and planning efforts. In addition, this program negotiates, administers, implements, and approves contracts for the provision of municipal services.

**Accomplishments, 2012-2013:**

- o Initiated five(5) year bio-solids handling Construction Project
- o UV command System Shade Structure completed
- o Completed Wastewater master Plan and conducted workshop
- o Entered into contract with HERWIT Engineering for ongoing District Engineer services

**Objectives, 2012-2013:**

1. Start Design work on adding a new Oxidation Ditch, Clarifier and headwork's splitter box, for Plant #2.
2. Start design work to rehab Lift Station W, located at Plant #1, which will utilize "emergency" 10-million gallon holding lagoon.
3. Rehabilitate sewer manholes in the District, as necessary.



Town of Discovery Bay CSD  
2012-2013 Program Summary

Department:	Public Services
Program Area:	Water Quality

**Program Description:**

This Program provides water production treatment & distribution to approximately 6,000 homes and businesses. Specifically, the Water Program provides information necessary for the Board of Directors to establish priorities and make well-informed decision in regards to the Towns water matters. The Water Quality program is responsible for the enforcement of regional water quality regulations. Response procedures have been developed to react to citizen water quality complaints and to pursue violations observed in the field. The program also assists with the development of water quality educational materials and outreach.

**Accomplishments, 2011-2012:**

- o Completed Water Master Plan and conducted workshop
- o Development of a "Monitoring Well" program with real-time measurements of current water levels.
- o Replace filter media, for Filter vessel A & B at Willow Lake Site.
- o Utilizing divers, inspect inside of all water storage tanks (with positive findings)

**Objectives, 2012-2013:**

1. Plan and initiate construction of Well 7
2. Plan for first segment of water main replacement.
3. Chemical Room upgrade at Willow Lake Location



Town of Discovery Bay CSD  
2012-2013 Program Summary

Department:	Parks & Landscaping Services
Program Area:	Parks & Landscaping

**Program Description:**

The Parks and Landscaping Program provides for the planning, maintenance & capital needs of the Parks & landscaping network in Discovery Bay. Specifically, the Parks & Landscaping Program provides information necessary for the Board of Directors to establish priorities and make well-informed decision in regards to the Towns Parks and Landscaping matters. This program provides a comprehensive maintenance and rehabilitation program for 5 parks and the streetscapes inside Discovery Bay. In addition the maintenance and rehabilitation program includes repair and maintenance of the parks within Zones 8, 9, 35, 57, 61 and the Park n Ride area. This program conducts preventative maintenance on streetscapes, which includes design and planting and ensuring proper drainage. This program maintains and replaces all plants and trees to ensure health, vitality and visual appeal as well as maintains inventory lists annually to project funding and scheduling of future repairs, projects and replacement.

**Accomplishments, 2011-2012:**

- Completion of Cornell Park Playground Renovation Project
- Renovated Tennis Courts, Cornell Park
- Removal and Reinstallation of Regulation Size Horse Shoe Pits, Cornell Park
- Renovation of Bocce Courts, Cornell Park
- Tot Lot Removal, Cornell Park
- Installation of new landscaping along Discovery Bay Blvd. (East), In House
- Completion of Regatta Park Basketball Court Construction Project
- Irrigation upgrades, improved water efficiency – Slifer & Regatta Parks
- Successful management and continued coordination of EBRPD WW Grant Funds
- Coordination of community planting and clean-up project (Earth Day), Over 115 trees to Slifer Park and surrounding area.
- Completed first winterization and restart of Ravenswood Splash Pad.
- Completed Draft 5 Year CIP budgets - Zones 8, 9



- o Completed and coordinated with Contra Costa County on the environmental review process and design approval for Slifer Park Shade Structures.

**Objectives, 2012-2013:**

1. Successfully complete all approved Capital Improvement Projects on time and within budget.
  - Slifer Park Shade Structure(s) Addition Project
  - Slifer Park Playground Surfacing Upgrade
  - Zone 35 Pedestrian Pathway resurfacing
  - Clipper Drive Planting Improvement Project
  - Cornell Park Pickle Ball Court Addition Project
  - Cornell Park Splash Pad Project
  - Cornell Park Lighting (Solar) Replacements
  - Cornell Park Bench and Picnic Table upgrades
  - Newport Drive Planting Improvements
  - Point of Timber Planting Improvements
2. Implement staff training programs; pesticide safety, parks and recreation management, Oasis irrigation management, arborist certifications, equipment safety protocol.
3. Scan all final landscape and irrigation plan sets to allow for paperless accessibility.
4. Continue to track and manage landscape water usage; improve efficiency rates and water conservation.
5. Collaborate internally to integrate and transfer all Landscape Zones financial tracking to Accounting Department.
6. Continue to manage current approved Grant programs; research and seek out additional funding sources (qualifying grants, sponsorships, etc.).

*Town of Discovery Bay Community Services District  
Contra Costa County, California  
The Budget – All in One Place*



The following pages provide an “All in One Place” overview look at the complete Operating, Capital and Revenue Budgets for Fiscal Year 2012-2013. Individual budget summaries can be found in the succeeding pages of this document.

	A	B	C	D	E	F	G	H
1	FY 2012-2013 Preliminary Draft Operations & Maintenance Budget							
2							2012/2013	
3		Pending Approved June 2012	2010/2011	2011/2012	2011/2012	2011/2012	Proposed	
4	Account	Account Description	ACTUALS	BUDGET	Actuals April '12	Projected Actuals	Budget	Variance
5		Salary & Wages						
6	7000	Salary & Wages	\$664,145	\$531,551	\$356,069	\$531,551	\$555,000	\$23,449
7	7001	Overtime		\$5,000			\$5,000	\$0
8	7015	Payroll Liabilities	\$0	\$53,655	\$44,365	\$53,665	\$61,000	\$7,345
17	7030	Group Insurance	\$30,001	\$44,400	\$44,840	\$48,000	\$38,400	(\$6,000)
18	7045	Workers Comp	\$4,458	\$8,000	\$14,861	\$16,000	\$16,000	\$8,000
19	7060	457 B Plan					\$15,700	\$15,700
20	7240	Auto Allowance		\$4,200	\$3,500	\$4,200	\$4,200	\$0
21	7075	Reimbursement of Wages		\$157,737	\$21,000	\$157,700	\$149,000	(\$8,737)
22	7076	Overtime		\$3,000			\$5,000	\$2,000
23	7090	Reimbursement of Wages - Liabilities	\$0	\$16,073		\$16,073	\$15,500	(\$573)
32	7105	Reimbursement of Insurance		\$23,600	\$12,718	\$23,600	\$5,100	(\$18,500)
33	7120	Reimbursement of 457B Plan					\$5,800	\$5,800
35	7150	Temporary Employees	\$0	\$0	\$0	\$0	\$8,400	\$8,400
36		Sub Total	\$698,604	\$847,216	\$497,353	\$850,789	\$884,100	\$36,884
37		Board of Directors						
38	7165	Board of Directors Compensation	\$25,983	\$36,000	\$20,200	\$26,100	\$36,000	\$0
39		Board of Directors Travel & Meetings		\$2,500	\$1,515	\$1,515	\$3,750	\$1,250
40		Board of Directors Training & Education	\$3,459				\$2,000	\$2,000
41		Sub Total	\$29,442	\$38,500	\$21,715	\$27,615	\$41,750	\$3,250
42		Contractual Service						
43	7270	Outside Services	\$1,412,048	\$1,480,000	\$1,223,941	\$1,430,000	\$1,546,400	\$66,400
44	7271	Consulting Services	\$334,419	\$210,000	\$163,962	\$190,000	\$240,000	\$30,000
45	7272	Waste Water Service Contract	\$1,021,527	\$1,148,000	\$994,947	\$1,148,000	\$1,182,000	\$34,000
46	7273	Professional Fees					\$2,400	\$2,400
47	7274	Contract Services					\$0	\$0
48	7275	Preventative & Corrective	\$56,102	\$107,000	\$52,443	\$77,000	\$107,000	\$0
49	7276	Contract Mailing		\$15,000	\$12,589	\$15,000	\$15,000	\$0
50	7285	Legal	\$71,347	\$80,000	\$73,600	\$90,000	\$123,500	\$43,500
51	7300	Accounting	\$23,380	\$30,000	\$27,868	\$30,000	\$27,150	(\$2,850)
53		Sub Total	\$1,506,775	\$1,590,000	\$1,325,409	\$1,550,000	\$1,697,050	\$107,050
54		Operations & Maintenance						
55	7180	Travel & Meetings	\$6,918	\$3,000	\$3,024	\$3,024	\$7,500	\$4,500
56	7195	Training & Education	\$3,459				\$7,000	\$7,000
57	7210	Dues & Subscriptions				\$500	\$500	\$500
58	7225	Memberships	\$6,023	\$17,500	\$8,990	\$17,500	\$8,000	(\$9,500)
59	7255	CSD Sponsored Events					\$5,500	\$5,500
60	7315	PR, Advertising & Elections	\$5,281	\$0	\$9,000		\$9,000	\$9,000
65	7330	Public Communications and Notices	\$7,625	\$5,000	\$2,828		\$5,000	\$0
66	7345	Telecommunications	\$15,577	\$11,300	\$15,678	\$17,591	\$17,600	\$6,300
67	7346	Telephone - general	\$8,224	\$4,800	\$6,414	\$7,391	\$8,000	\$3,200
68	7347	Telecom - networking					\$600	\$600
69	7348	Telephone - cellular	\$7,353	\$6,500	\$9,264	\$10,200	\$9,000	\$2,500
70	7360	Materials	\$0	\$0	\$0	\$0	\$0	\$0
71	7361	Road/Construction Materials (street signs)					\$0	\$0
72	7375	Automotive/Supplies & Repairs	\$32,983	\$20,000	\$21,418	\$22,000	\$30,000	\$10,000
75	7390	Repairs & Maintenance	\$843,296	\$698,500	\$525,346	\$688,428	\$707,700	\$9,200
76	7391	General Repairs	\$691,183	\$550,000	\$417,462	\$550,000	\$550,000	\$0
77	7400	General Repairs Pumps	\$127,271	\$100,000	\$52,662	\$80,000	\$100,000	\$0
78	7392	NTR/SIP Testing - RWQCB		\$5,000	\$0		\$5,000	\$0
79	7393	Miscellaneous Equipment (under \$500)	\$1,299	\$3,000			\$3,000	\$0
80	7394	Info System - Maintenance	\$5,842	\$2,500	\$12,794	\$16,000	\$16,800	\$14,300
81	7395	Equipment Maintenance	\$2,850	\$4,500			\$4,500	\$0
82	7396	Computer Equipment & Supplies	\$8,078	\$30,000			\$10,900	(\$19,100)
83	7397	Miscellaneous Small Tools	\$6,773	\$3,500	\$10,369	\$10,369	\$5,000	\$1,500
84	7398	Equipment Repair					\$1,000	\$1,000
85	7399	Computer Software			\$32,059	\$32,059	\$11,500	\$11,500
86	7405	Office Supplies	\$22,644	\$11,500	\$11,784	\$15,509	\$11,500	\$0
87	7406	Cleaning Supplies (household items)				\$2,000	\$2,000	\$2,000
88	7407	Minor Equipment (furniture <\$1K)					\$500	\$500
89	7408	Office Furniture	\$413	\$1,000	\$3,009	\$3,009	\$500	(\$500)
90	7409	Postage	\$12,575	\$2,500	\$2,185	\$2,500	\$2,500	\$0
91	7410	Office Supplies	\$9,656	\$8,000	\$6,590	\$8,000	\$6,000	(\$2,000)
92	7420	Rent & Facility Expense	\$27,269	\$25,500	\$36,958	\$37,058	\$39,500	\$14,000
93	7421	County Requested Maintenance					\$0	\$0



	A	B	C	D	E	F	G	H
94	7422	Rent Public Meetings		\$500	\$0	\$0	\$500	\$0
95	7423	Building Rent					\$0	\$0
96	7424	Equipment Rental/Leasing					\$0	\$0
97	7425	Facility Maintenance - Landscape	\$23,388	\$15,000	\$24,877	\$24,877	\$4,000	(\$11,000)
98	7426	Building Repairs & Maintenance	\$3,881	\$10,000	\$12,081	\$12,181	\$35,000	\$25,000
99	7435	Insurance	\$0	\$50,000	\$54,628	\$55,000	\$67,033	\$17,033
100	7436	Insurance - Liability		\$50,000	\$54,628	\$55,000	\$28,514	(\$21,486)
101	7437	Insurance - Other					\$1,283	\$1,283
102	7438	Insurance - Property					\$21,882	\$21,882
103	7439	Insurance - Umbrella					\$15,354	\$15,354
104	7450	Permits & Fees	\$60,889	\$65,000	\$34,535		\$65,100	\$100
105	7451	Permits & Fees	\$45,889	\$40,000	\$19,535	\$19,535	\$40,000	\$0
106	7452	Special Expense					\$100	\$100
107	7453	NPDES NOV Fines	\$15,000	\$25,000	\$15,000	\$15,000	\$25,000	\$0
108	7465	Utilities	\$741,956	\$705,000	\$622,203	\$705,000	\$705,000	\$0
109	7466	Electrical Cost (General)					\$0	\$0
110	7467	Electrical Cost (water)	\$359,628	\$335,000	\$295,507	\$335,000	\$335,000	\$0
111	7468	Electrical Cost (sewer)	\$382,328	\$370,000	\$326,696	\$370,000	\$370,000	\$0
112	7469	Electrical Cost CCC					\$0	\$0
113	7480	Chemicals	\$99,290	\$100,000	\$62,258	\$100,000	\$62,500	(\$37,500)
114	7495	Freight	\$0	\$0	\$0		\$2,500	\$2,500
116	7510	Other	\$160,538	\$209,000	\$202,412	\$227,314	\$209,000	\$0
117	7511	Miscellaneous Bank Charges		\$500	\$159	\$300	\$500	\$0
118	7512	Miscellaneous Services & Supplies	\$13,974	\$2,500	\$15,014	\$15,014	\$2,500	\$0
119	7513	Miscellaneous Reimbursable	\$146,564	\$1,000	\$5,820	\$7,000	\$1,000	\$0
120	7514	Landscape Related Reimbursable		\$200,000	\$177,936	\$200,000	\$200,000	\$0
121	7515	Unrecoverable Charges		\$5,000	\$3,483	\$5,000	\$5,000	\$0
122	7516	G.F. Expenditures					\$0	\$0
123	7517	Miscellaneous					\$0	\$0
124	7518	Bad Debt					\$0	\$0
125	7519	Debt Services					\$0	\$0
126		Sub Total	\$2,033,748	\$1,921,300	\$1,611,062	\$1,888,924	\$1,959,933	\$38,633
127		Inter-Governmental Charges						
128	7525	Inter-Governmental Charges	\$20,262	\$28,680	\$23,071	\$23,151	\$27,800	(\$880)
129	7526	Cost of Goods Sold (COGS)					\$0	\$0
130	7527	Taxes & Assessments					\$1,000	\$1,000
132	7529	Reimbursement for County Admin. Costs					\$0	\$0
133	7530	Revenue Collection	\$4,640	\$6,000			\$0	(\$6,000)
134	7531	Investment Fee		\$200	\$200	\$200	\$200	\$0
135	7532	Data Processing/Payroll Wire Transfer Fees		\$480	\$400	\$480	\$2,600	\$2,120
136	7533	Accounting (A/P, A/R, GL)		\$2,000			\$2,000	\$0
137	7534	Public Works - Permits	\$15,622	\$10,000	\$12,965	\$12,965	\$12,000	\$2,000
138	7535	Property Taxes		\$10,000	\$9,506	\$9,506	\$10,000	\$0
139	7540	Interest Expense					\$0	\$0
140	7555	Depreciation Expense					\$0	\$0
141	7570	Gain or Loss Disposal/Sale of Assets					\$0	\$0
142		Sub Total	\$20,262	\$28,680	\$23,071	\$23,151	\$27,800	(\$880)
143								
144		O&M Encumbrance(s) Carry Over (Re-budgeted)					\$118,774	
145		Total O&M	\$4,288,831	\$4,425,696	\$3,478,610	\$4,340,479	\$4,610,633	\$184,937
146		Total O&M Plus Encumbrance(s) Carry Over (Re-budgeted)	\$4,288,831	\$4,425,696	\$3,478,610	\$4,340,479	\$4,729,407	\$184,937

FY 2012-2013 Preliminary Draft Capital Improvement Budget			2010/2011	2011/2012	2011/2012	Proposed	
Account	Account Description	Dept./Proj#	ACTUALS	BUDGET	ACTUALS April 2012	2012/2013	Variance
						Budget	
3000	Equipment		\$ -	\$ -	\$ -	\$ 75,000	\$ -
	Community Message Board	A				\$ 40,000	
	Boom Lift	W/WW				\$ 25,000	
	Security Camera's	WW				\$ 10,000	
3120	CIP wastewater		\$ -	\$ 1,125,665	\$ 417,316	\$ 310,000	\$ -
	Secondary Effluent Pump Station Modifications	5					
	Secondary Effluent Equalization	6					
	Effluent Filtration	7					
	Revise UV Disinfection Weirs	8					
	Conduct UV Disinfection Viral Bioassay Test	9			\$ 50,000		
	Upgrade UV Disinfection	10					
	Add Pump to Export Pump Station	12					
	Solids Improvements, phase 2: One New Solar Dryer	14					
	Collection System Pump Station Improvements	15				\$ 110,000	
	SCADA Improvements	16				\$ 150,000	
	Fiber to Plant 1					\$ 50,000	
3135	CIP Water		\$ -	\$ 124,000	\$ 115,000	\$ 251,400	\$ -
	Source Capacity						
	Well 7	1a		\$ 40,000		\$ 221,400	
	Well 1B pump Equipment Upgrade	1d				\$ 30,000	
	Treatment Filter at Willow Lake						
	Treatment Filter unit at Willow Lk WTP vessel, media, foundation, all new face piping & controls	2a					
	New Backwash Tank at Willow Lk WTP piping modifications & foundation	2b					
	New Recycle Pumps at Willow Lk WTP 3 pumps, piping & controls	2c					
	Recycle Pump Upgrade - Newport	2e					
3150	Structures & Improvements Wastewater		\$ -	\$ -	\$ -	\$ 1,652,781	\$ -
	Influent Pump Station Modifications	1				\$ 58,882	
	RE-Activate Pump Station W	2				\$ 21,319	
	Emergency Storage Facilities	3				\$ 14,580	
	Splitter Box, OX ditch, Clarifier, RAS pumps at Plant 2, standby Aerators	4				\$ 605,000	
	Reverse Osmosis Facilities	11					
	Solids Improvements, Phase 1: New Solar Dryers and 2 Belt Presses	13			\$ 800,000	\$ 800,000	
	Rehab Manholes					\$ 18,000	
	Raise Manholes					\$ 10,000	
	Spare NTU Sensor					\$ 60,000	
	Road Crossing Ramps					\$ 15,000	
	Salinity Project					\$ 50,000	
3165	Structures & Improvements Water		\$ -	\$ -	\$ -	\$ 185,000	\$ -
	Water Distribution System						
	Replace 8-in mainline w/new 16-in C905 - willow lk from Disco Blvd to Beaver Ln	3b				\$ 150,000	
	Storage Tanks						
	New Water Storage Tank - Newport WTP	4a					
	Willow Lake WTP Chemical Room Upgrade					\$ 25,000	
	Security Door Locks					\$ 10,000	
3180	Infrastructure Replacement Fund		\$ -	\$ 320,000	\$ 320,000	\$ 500,000	\$ -
	Sewer Infrastructure Replacement Program			\$ 150,000	\$ 150,000	\$ 200,000	
	Pumps/Motors Replacement Fund Program			\$ 40,000	\$ 40,000	\$ 50,000	
	Water Infrastructure Replacement Program			\$ 100,000	\$ 100,000	\$ 200,000	
	Facilities & Vehicles Replacement Fund			\$ 30,000	\$ 30,000	\$ 50,000	
	Encumbrance(s) Carry Over (Re-budgeted) Capital					\$ 1,602,100	
	Capital Totals		\$ 856,610	\$ 1,569,665	\$ 852,316	\$ 2,053,000	
	Bond Financed Totals					\$ 921,181	
	Growth Induced Totals						
	Total Capital		\$ -	\$ 1,569,665	\$ 852,316	\$ 2,974,181	\$ 1,404,516
	Total Capital Plus Encumbrance(s) Carry Over (Re-budgeted) Capital		\$ -	\$ 1,569,665	\$ 852,316	\$ 4,576,281	\$ 1,404,516



FY 2012-2013 Preliminary Draft Capital Improvement Budget			Proposed 2013/2014 Budget	Proposed 2014/2015 Budget	Proposed 2015/2016 Budget	Proposed 2016/2017 Budget	SUM	
Account	Account Description	Dept./Proj#						
3000	Equipment		\$ -	\$ -	\$ -	\$ -	\$ 75,000	
	Community Message Board	A					\$ 40,000	
	Boom Lift	W/WW					\$ 25,000	
	Security Camera's	WW					\$ 10,000	
3120	CIP wastewater		\$ 235,000	\$ 916,400	\$ 4,221,300	\$ 2,211,300	\$ 7,894,000	
	Secondary Effluent Pump Station Modifications	5			\$ 250,000		\$ 250,000	
	Secondary Effluent Equalization	6			\$ 680,000		\$ 680,000	
	Effluent Filtration	7		\$ 461,400	\$ 2,076,300	\$ 2,076,300	\$ 4,614,000	
	Revise UV Disinfection Weirs	8					\$ -	
	Conduct UV Disinfection Viral Bioassay Test	9					\$ -	
	Upgrade UV Disinfection	10		\$ 120,000	\$ 1,080,000		\$ 1,200,000	
	Add Pump to Export Pump Station	12		\$ 100,000			\$ 100,000	
	Solids Improvements, phase 2: One New Solar Dryer	14					\$ -	
	Collection System Pump Station Improvements	15	\$ 135,000	\$ 135,000	\$ 135,000	\$ 135,000	\$ 650,000	
	SCADA Improvements	16	\$ 100,000	\$ 100,000			\$ 350,000	
	Fiber to Plant 1						\$ 50,000	
3135	CIP Water		\$ 648,020	\$ 894,380	\$ 403,200	\$ 28,800	\$ 2,225,800	
	Source Capacity						\$ -	
	Well 7	1a	\$ 627,300	\$ 627,300			\$ 1,476,000	
	Well 1B pump Equipment Upgrade	1d					\$ 30,000	
	Treatment Filter at Willow Lake						\$ -	
	reatment Filter unit at Willow Lk WTP vessel, media, foundation, all new face p/iping & controls	2a	\$ 20,720	\$ 238,280			\$ 259,000	
	New Backwash Tank at Willow Lk WTP piping modifications & foundation	2b		\$ 28,800	\$ 331,200		\$ 360,000	
	New Recycle Pumps at Willow Lk WTP 3 pumps, piping & controls	2c			\$ 72,000		\$ 72,000	
	Recycle Pump Upgrade - Newport	2e				\$ 28,800	\$ 28,800	
3150	Structures & Improvements Wastewater		\$ 4,473,390	\$ 4,186,710	\$ 1,350,000	\$ -	\$ 11,662,881	
	Influent Pump Station Modifications	1	\$ 981,360				\$ 1,040,242	
	RE-Activate Pump Station W	2	\$ 355,320				\$ 376,639	
	Emergency Storage Facilities	3	\$ 114,210	\$ 114,210			\$ 243,000	
	Splitter Box, OX ditch, Clarifier, RAS pumps at Plant 2, standby Aerators	4	\$ 2,722,500	\$ 2,722,500			\$ 6,050,000	
	Reverse Osmosis Facilities	11					\$ -	
	Solids Improvements, Phase 1: New Solar Dryers and 2 Belt Presses	13	\$ 300,000	\$ 1,350,000	\$ 1,350,000		\$ 3,800,000	
	Rehab Manholes						\$ 18,000	
	Raise Manholes						\$ 10,000	
	Spare NTU Sensor						\$ 60,000	
	Road Crossing Ramps						\$ 15,000	
	Salinity Project						\$ 50,000	
3165	Structures & Improvements Water		\$ 250,000	\$ 336,400	\$ 1,743,600	\$ 610,960	\$ 3,125,960	
	Water Distribution System						\$ -	
	Replace 8-in mainline w/new 16-in C905 - willow lk from Disco Blvd to Beaver Ln	3b	\$ 250,000	\$ 250,000	\$ 750,000	\$ 610,960	\$ 2,010,960	
	Storage Tanks						\$ -	
	New Water Storage Tank - Newport WTP	4a		\$ 85,400	\$ 593,600		\$ 1,030,083	
	Willow Lake WTP Chemical Room Upgrade						\$ 25,000	
	Security Door Locks						\$ 10,000	
3180	Infrastructure Replacement Fund		\$ 500,000	\$ 500,000	\$ 500,000	\$ 500,000	\$ 2,500,000	
	Sewer Infrastructure Replacement Program		\$ 200,000	\$ 200,000	\$ 200,000	\$ 200,000	\$ 1,000,000	
	Pumps/Motors Replacement Fund Program		\$ 50,000	\$ 50,000	\$ 50,000	\$ 50,000	\$ 250,000	
	Water Infrastructure Replacement Program		\$ 200,000	\$ 200,000	\$ 200,000	\$ 200,000	\$ 1,000,000	
	Facilities & Vehicles Replacement Fund		\$ 50,000	\$ 50,000	\$ 50,000	\$ 50,000	\$ 250,000	
	Encumbrance(s) Carry Over (Re-budgeted) Capital						\$ 1,602,100	
	Capital Totals		\$ 985,000	\$ 985,000	\$ 1,385,000	\$ 1,245,960	\$ 6,653,960	
	Bond Financed Totals		\$ 5,100,690	\$ 4,814,010	\$ 2,280,000		\$ 13,115,881	
	Growth Induced Totals		\$ 20,720	\$ 1,034,880	\$ 4,553,100	\$ 2,105,100	\$ 7,713,800	
	Total Capital		\$ 6,106,410	\$ 6,833,890	\$ 8,218,100	\$ 3,351,060	\$ 27,483,641	
	Total Capital Plus Encumbrance(s) Carry Over (Re-budgeted) Capital		\$ -	\$ 6,106,410	\$ 6,833,890	\$ 8,218,100	\$ 3,351,060	\$ 29,085,742

TOWN OF DISCOVERY BAY CSD							
REVENUE PROJECTIONS - PRELIMINARY DRAFT							
Fiscal Year 2012-13							
Acct#	Account Description	2010/2011 ACTUALS	2011/2012 Budget	2011/2012 Actuals April '12	2011/2012 Projected ACTUALS	2011/2012 Year End Variance	2012/2013 DRAFT Budget
9000	Revenue						
9110	General Fund		\$0			\$0	
9210	Property Tax Revenue (unmetered water & ww)		\$4,754,252	\$4,754,252	\$4,754,252	\$0	\$5,200,058
9220	Commercial Water & Sewer Metered		\$365,266	\$171,895	\$365,266	\$0	\$558,480
9220	Lrg User Back Billing						\$62,000
9230	Residential Water Metered		\$436,381	\$465,306	\$545,306	\$103,925	\$782,777
9240	Sewer/Water Permits		\$0			\$0	
9250	Sewer Capacity Fee		\$0			\$0	
9260	Water Capacity Fee		\$0			\$0	
9270	Investments/CCC		\$10,000	\$58	\$58	(\$9,942)	\$0
9310	Misc. Reimbursements		\$10,000	\$7,234	\$7,234	(\$2,766)	\$10,000
9320	Misc Receivables		\$2,000	\$2,555	\$2,555	\$555	\$2,000
9410	EE Group Insurance Contributions		\$17,052		\$17,052	\$0	\$17,500
9420	Landscape Related Payroll Reimbursements		\$176,810	\$92,134	\$176,810	\$0	\$169,500
9430	Landscape Related Reimbursements		\$200,000	\$140,887	\$200,000	\$0	\$200,000
9450	Landscape Related Group Ins (Partial EE Reimb)		\$23,600		\$23,600	\$0	\$10,900
	Proceeds from Financing	\$14.6M					\$921,181
	<b>GRAND TOTAL REVENUE</b>	\$0	\$5,995,361	\$5,624,320	\$6,092,133	\$96,772	\$7,934,396



*Town of Discovery Bay Community Services District  
 Contra Costa County, California  
 Revenues – "Where the money comes from"*

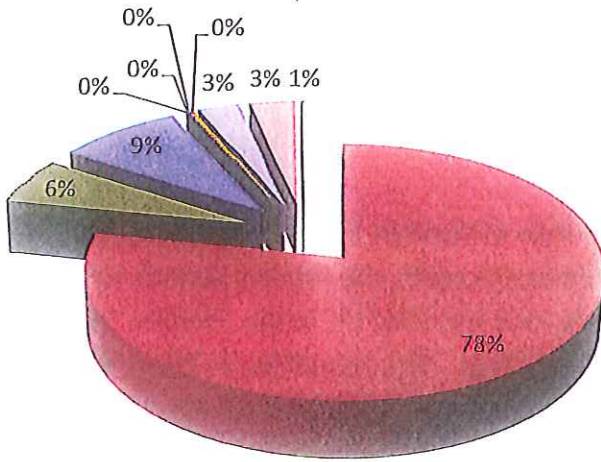


The following table identifies the various sources of revenue that can be anticipated during the course of the coming fiscal year. As is evident in the table, the primary sources of revenues are derived from Property Tax charges for water and wastewater usage, charges for commercial sewer and water and residential water service fees. The remaining revenue sources can be attributed to miscellaneous reimbursements, charges and fees and proceeds from Financing.

Of the approximately 5,000 residential and commercial properties in Discovery Bay, roughly 2,200 are billed for water use through meters. The remaining 2,800 properties are scheduled to receive water meters prior to the state mandated date of 2024.

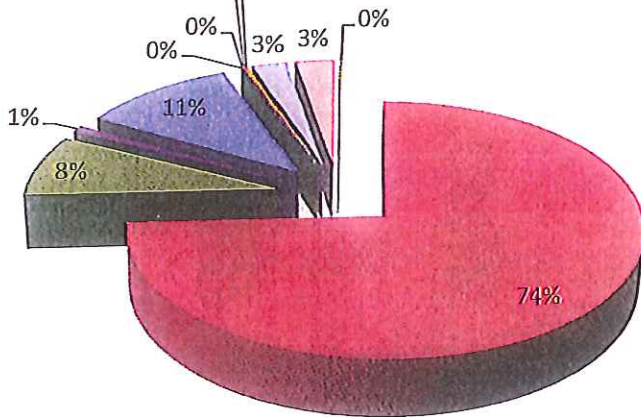
TOWN OF DISCOVERY BAY CSD							
REVENUE PROJECTIONS - DRAFT			2011/2012	2011/2012	2011/2012	2011/2012	2012/2013
Fiscal Year 2012-13		2010/2011	Budget	Actuals April '12	Projected	Year End	DRAFT
Acct#	Account Description	ACTUALS			ACTUALS	Variance	Budget
9000	Revenue						
9110	General Fund		\$0			\$0	
9210	Property Tax Revenue (unmetered water & vvw)		\$4,754,252	\$4,754,252	\$4,754,252	\$0	\$5,200,058
9220	Commercial Water & Sewer Metered		\$365,266	\$171,895	\$365,266	\$0	\$558,480
9220	Lrg User Back Billing						\$62,000
9230	Residential Water Metered		\$436,381	\$455,306	\$545,306	\$108,925	\$782,777
9240	Sewer/Water Permits		\$0			\$0	
9250	Sewer Capacity Fee		\$0			\$0	
9260	Water Capacity Fee		\$0			\$0	
9270	Investments/CCQ		\$10,000	\$58	\$58	(\$9,942)	\$0
9310	Misc. Reimbursements		\$10,000	\$7,234	\$7,234	(\$2,766)	\$10,000
9320	Misc Receivables		\$2,000	\$2,555	\$2,555	\$555	\$2,000
9410	EE Group Insurance Contributions		\$17,052		\$17,052	\$0	\$17,500
9420	Landscape Related Payroll Reimbursements		\$176,810	\$92,134	\$176,810	\$0	\$169,500
9430	Landscape Related Reimbursements		\$200,000	\$140,887	\$200,000	\$0	\$200,000
9450	Landscape Related Group Ins (Partial EE Reimb)		\$23,600		\$23,600	\$0	\$10,900
	Proceeds from Financing	\$14.6M					\$921,181
<b>GRAND TOTAL REVENUE</b>		<b>\$0</b>	<b>\$5,995,361</b>	<b>\$5,624,320</b>	<b>\$6,092,133</b>	<b>\$96,772</b>	<b>\$7,934,395</b>

## FY 2011-2012 Projected Actuals



- General Fund \$00
- Property Tax Revenue (unmetered water & ww) \$4.754M
- Commercial Water & Sewer Metered \$365K
- Lrg User Back Billing
- Residential Water Metered \$545K
- Sewer/Water Permits \$00
- Sewer Capacity Fee \$00
- Water Capacity Fee \$00
- Investments/CCC \$00
- Misc. Reimbursements \$7K
- Misc Receivables \$2K
- EE Group Insurance Contributions \$17K
- Landscape Related Payroll Reimbursements \$177K

## FY 2012-2013 Budget



- General Fund \$00
- Property Tax Revenue (unmetered water & ww) \$5.2M
- Commercial Water & Sewer Metered \$558K
- Lrg User Back Billing \$62K
- Residential Water Metered \$783K
- Sewer/Water Permits \$00
- Sewer Capacity Fee
- Water Capacity Fee \$00
- Investments/CCC \$00
- Misc. Reimbursements \$10K
- Misc Receivables \$2K
- EE Group Insurance Contributions \$18K
- Landscape Related Payroll Reimbursements \$170K
- Landscape Related Reimbursements \$200K

*Town of Discovery Bay Community Services District  
Contra Costa County, California  
Operations and Maintenance Budget*



The Operations and Maintenance Budget for the Fiscal Year 2012-13 represents the day-to-day spending plan that meets the needs of the District and keeps it running smoothly and efficiently. The proposed plan was developed by forecasting actual historical expenses and known costs and integrating that data into a fiscal spending plan that best represents anticipated future expenditures.

For FY 12-13 the O&M budget remains essentially the same as FY 2011-2012. The Operations and Maintenance (O&M) program has a proposed spending plan of \$4,610,633 which represents an increase of \$184,937 or 4.0% over FY 2011-2012. Increases to the O&M program are evident in the Contractual Services section where an increase of \$43,500 is proposed over current year projected actuals for Legal Service and a \$30,000 increase in Consulting Services; \$9,000 increase for Election Expense; and a \$17,000 increase in Liability and property Insurance. This increase represents a variety of factors, including properly accounting for Insurances, accurately attributing to consulting activities in regards to the Water and Wastewater Master Plan. Overall, however, staffing is projected to continue with the same number of Full Time Equivalents (FTE) as the current fiscal year.

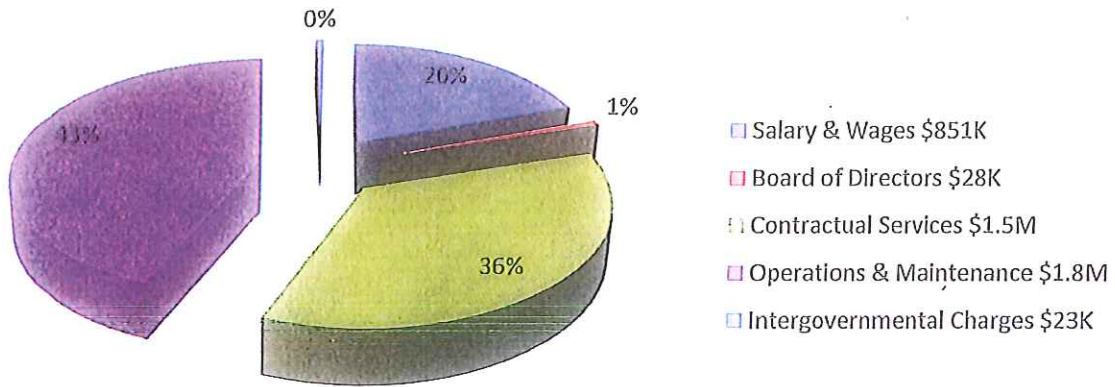


	A	B	C	D	E	F	G	H
1		FY 2012-2013 Preliminary Draft Operations & Maintenance Budget						
2							2012/2013	
3		Pending Approved Items 2012	2010/2011	2011/2012	2011/2012	2011/2012	Proposed	
4	Account	Account Description	ACTUALS	BUDGET	Actuals April '12	Projected Actuals	Budget	Variance
5		<b>Salary &amp; Wages</b>						
6	7000	Salary & Wages	\$664,145	\$531,551	\$356,069	\$531,551	\$555,000	\$23,449
7	7001	Overtime		\$5,000			\$5,000	\$0
8	7015	Payroll Liabilities	\$0	\$53,655	\$44,365	\$53,665	\$61,000	\$7,345
17	7030	Group Insurance	\$30,001	\$44,400	\$44,840	\$48,000	\$38,400	(\$6,000)
18	7045	Workers Comp	\$4,458	\$8,000	\$14,861	\$16,000	\$16,000	\$8,000
19	7060	457 B Plan					\$15,700	\$15,700
20	7240	Auto Allowance		\$4,200	\$3,500	\$4,200	\$4,200	\$0
21	7075	Reimbursement of Wages		\$157,737	\$21,000	\$157,700	\$149,000	(\$8,737)
22	7076	Overtime		\$3,000			\$5,000	\$2,000
23	7090	Reimbursement of Wages - Liabilities	\$0	\$16,073		\$16,073	\$15,500	(\$573)
32	7105	Reimbursement of Insurance		\$23,600	\$12,718	\$23,600	\$5,100	(\$18,500)
33	7120	Reimbursement of 457B Plan					\$5,800	\$5,800
35	7150	Temporary Employees	\$0	\$0	\$0	\$0	\$8,400	\$8,400
36		Sub Total	\$698,604	\$847,216	\$497,353	\$850,789	\$884,100	\$36,884
37		<b>Board of Directors</b>						
38	7165	Board of Directors Compensation	\$25,983	\$36,000	\$20,200	\$26,100	\$36,000	\$0
39		Board of Directors Travel & Meetings		\$2,500	\$1,515	\$1,515	\$3,750	\$1,250
40		Board of Directors Training & Education	\$3,459				\$2,000	\$2,000
41		Sub Total	\$29,442	\$38,500	\$21,715	\$27,615	\$41,750	\$3,250
42		<b>Contractual Service</b>						
43	7270	Outside Services	\$1,412,048	\$1,480,000	\$1,223,941	\$1,430,000	\$1,546,400	\$66,400
44	7271	Consulting Services	\$334,419	\$210,000	\$163,962	\$190,000	\$240,000	\$30,000
45	7272	Waste Water Service Contract	\$1,021,527	\$1,148,000	\$994,947	\$1,148,000	\$1,182,000	\$34,000
46	7273	Professional Fees					\$2,400	\$2,400
47	7274	Contract Services					\$0	\$0
48	7275	Preventative & Corrective	\$56,102	\$107,000	\$52,443	\$77,000	\$107,000	\$0
49	7276	Contract Mailing		\$15,000	\$12,589	\$15,000	\$15,000	\$0
50	7285	Legal	\$71,347	\$80,000	\$73,600	\$90,000	\$123,500	\$43,500
51	7300	Accounting	\$23,380	\$30,000	\$27,868	\$30,000	\$27,150	(\$2,850)
53		Sub Total	\$1,506,775	\$1,590,000	\$1,325,409	\$1,550,000	\$1,697,050	\$107,050
54		<b>Operations &amp; Maintenance</b>						
55	7180	Travel & Meetings	\$6,918	\$3,000	\$3,024	\$3,024	\$7,500	\$4,500
56	7195	Training & Education	\$3,459				\$7,000	\$7,000
57	7210	Dues & Subscriptions				\$500	\$500	\$500
58	7225	Memberships	\$6,023	\$17,500	\$8,990	\$17,500	\$8,000	(\$9,500)
59	7255	CSD Sponsored Events					\$5,500	\$5,500
60	7315	PR, Advertising & Elections	\$5,281	\$0	\$9,000		\$9,000	\$9,000
65	7330	Public Communications and Notices	\$7,625	\$5,000	\$2,828		\$5,000	\$0
66	7345	Telecommunications	\$15,577	\$11,300	\$15,678	\$17,591	\$17,600	\$6,300
67	7346	Telephone - general	\$8,224	\$4,800	\$6,414	\$7,391	\$8,000	\$3,200
68	7347	Telecom - networking					\$600	\$600
69	7348	Telephone - cellular	\$7,353	\$6,500	\$9,264	\$10,200	\$9,000	\$2,500
70	7360	Materials	\$0	\$0	\$0	\$0	\$0	\$0
71	7361	Road/Construction Materials (street signs)					\$0	\$0
72	7375	Automotive/Supplies & Repairs	\$32,983	\$20,000	\$21,418	\$22,000	\$30,000	\$10,000
75	7390	Repairs & Maintenance	\$843,296	\$698,500	\$525,346	\$688,428	\$707,700	\$9,200
76	7391	General Repairs	\$691,183	\$550,000	\$417,462	\$550,000	\$550,000	\$0
77	7400	General Repairs Pumps	\$127,271	\$100,000	\$52,662	\$80,000	\$100,000	\$0
78	7392	NTR/SIP Testing - RWQCB		\$5,000	\$0		\$5,000	\$0
79	7393	Miscellaneous Equipment (under \$500)	\$1,299	\$3,000			\$3,000	\$0
80	7394	Info System - Maintenance	\$5,842	\$2,500	\$12,794	\$16,000	\$16,800	\$14,300
81	7395	Equipment Maintenance	\$2,850	\$4,500			\$4,500	\$0
82	7396	Computer Equipment & Supplies	\$8,078	\$30,000			\$10,900	(\$19,100)
83	7397	Miscellaneous Small Tools	\$6,773	\$3,500	\$10,369	\$10,369	\$5,000	\$1,500
84	7398	Equipment Repair					\$1,000	\$1,000
85	7399	Computer Software			\$32,059	\$32,059	\$11,500	\$11,500
86	7405	Office Supplies	\$22,644	\$11,500	\$11,784	\$15,509	\$11,500	\$0
87	7406	Cleaning Supplies (household items)				\$2,000	\$2,000	\$2,000
88	7407	Minor Equipment (furniture <\$1K)					\$500	\$500
89	7408	Office Furniture	\$413	\$1,000	\$3,009	\$3,009	\$500	(\$500)
90	7409	Postage	\$12,575	\$2,500	\$2,185	\$2,500	\$2,500	\$0
91	7410	Office Supplies	\$9,656	\$8,000	\$6,590	\$8,000	\$6,000	(\$2,000)
92	7420	Rent & Facility Expense	\$27,269	\$25,500	\$36,958	\$37,058	\$39,500	\$14,000
93	7421	County Requested Maintenance					\$0	\$0

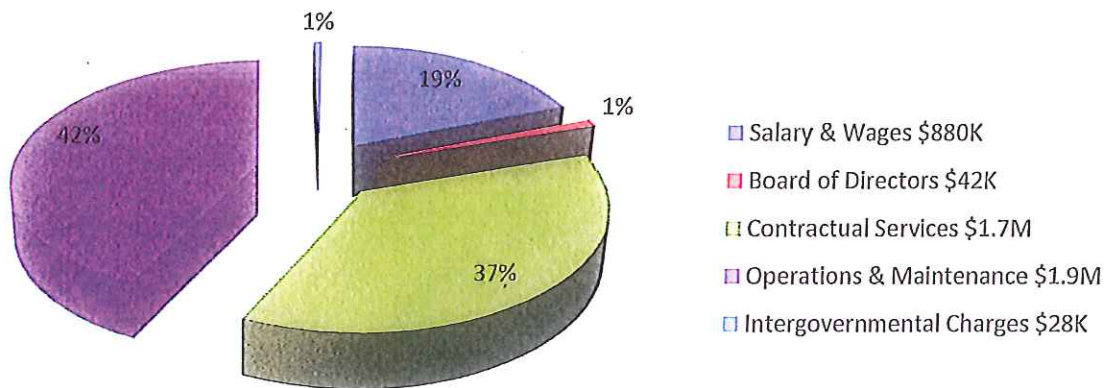
	A	B	C	D	E	F	G	H
94	7422	Rent Public Meetings		\$500	\$0	\$0	\$500	\$0
95	7423	Building Rent					\$0	\$0
96	7424	Equipment Rental/Leasing					\$0	\$0
97	7425	Facility Maintenance - Landscape	\$23,388	\$15,000	\$24,877	\$24,877	\$4,000	(\$11,000)
98	7426	Building Repairs & Maintenance	\$3,881	\$10,000	\$12,081	\$12,181	\$35,000	\$25,000
99	7435	Insurance	\$0	\$50,000	\$54,628	\$55,000	\$67,033	\$17,033
100	7436	Insurance - Liability		\$50,000	\$54,628	\$55,000	\$28,514	(\$21,486)
101	7437	Insurance - Other					\$1,283	\$1,283
102	7438	Insurance - Property					\$21,882	\$21,882
103	7439	Insurance - Umbrella					\$15,354	\$15,354
104	7450	Permits & Fees	\$60,889	\$65,000	\$34,535		\$65,100	\$100
105	7451	Permits & Fees	\$45,889	\$40,000	\$19,535	\$19,535	\$40,000	\$0
106	7452	Special Expense					\$100	\$100
107	7453	NPDES NOV Fines	\$15,000	\$25,000	\$15,000	\$15,000	\$25,000	\$0
108	7465	Utilities	\$741,956	\$705,000	\$622,203	\$705,000	\$705,000	\$0
109	7466	Electrical Cost (General)					\$0	\$0
110	7467	Electrical Cost (water)	\$359,628	\$335,000	\$295,507	\$335,000	\$335,000	\$0
111	7468	Electrical Cost (sewer)	\$382,328	\$370,000	\$326,696	\$370,000	\$370,000	\$0
112	7469	Electrical Cost CCC					\$0	\$0
113	7480	Chemicals	\$99,290	\$100,000	\$62,258	\$100,000	\$62,500	(\$37,500)
114	7495	Freight	\$0	\$0	\$0		\$2,500	\$2,500
116	7510	Other	\$160,538	\$209,000	\$202,412	\$227,314	\$209,000	\$0
117	7511	Miscellaneous Bank Charges		\$500	\$159	\$300	\$500	\$0
118	7512	Miscellaneous Services & Supplies	\$13,974	\$2,500	\$15,014	\$15,014	\$2,500	\$0
119	7513	Miscellaneous Reimbursable	\$146,564	\$1,000	\$5,820	\$7,000	\$1,000	\$0
120	7514	Landscape Related Reimbursable		\$200,000	\$177,936	\$200,000	\$200,000	\$0
121	7515	Unrecoverable Charges		\$5,000	\$3,483	\$5,000	\$5,000	\$0
122	7516	G.F. Expenditures					\$0	\$0
123	7517	Miscellaneous					\$0	\$0
124	7518	Bad Debt					\$0	\$0
125	7519	Debt Services					\$0	\$0
126		Sub Total	\$2,033,748	\$1,921,300	\$1,611,062	\$1,888,924	\$1,959,933	\$38,633
127		Inter-Governmental Charges						
128	7525	Inter-Governmental Charges	\$20,262	\$28,680	\$23,071	\$23,151	\$27,800	(\$880)
129	7526	Cost of Goods Sold (COGS)					\$0	\$0
130	7527	Taxes & Assessments					\$1,000	\$1,000
132	7529	Reimbursement for County Admin. Costs					\$0	\$0
133	7530	Revenue Collection	\$4,640	\$6,000			\$0	(\$6,000)
134	7531	Investment Fee		\$200	\$200	\$200	\$200	\$0
135	7532	Data Processing/Payroll Wire Transfer Fees		\$480	\$400	\$480	\$2,600	\$2,120
136	7533	Accounting (A/P, A/R, GL)		\$2,000			\$2,000	\$0
137	7534	Public Works - Permits	\$15,622	\$10,000	\$12,965	\$12,965	\$12,000	\$2,000
138	7535	Property Taxes		\$10,000	\$9,506	\$9,506	\$10,000	\$0
139	7540	Interest Expense					\$0	\$0
140	7555	Depreciation Expense					\$0	\$0
141	7570	Gain or Loss Disposal/Sale of Assets					\$0	\$0
142		Sub Total	\$20,262	\$28,680	\$23,071	\$23,151	\$27,800	(\$880)
143								
144		O&M Encumbrance(s) Carry Over (Re-budgeted)					\$118,774	
145		Total O&M	\$4,288,831	\$4,425,696	\$3,478,610	\$4,340,479	\$4,610,633	\$184,937
146		Total O&M Plus Encumbrance(s) Carry Over (Re-budgeted)	\$4,288,831	\$4,425,696	\$3,478,610	\$4,340,479	\$4,729,407	\$184,937



### FY 2011-2013 Projected Actuals



### FY 2012-2013 Proposed Budget



*Town of Discovery Bay Community Services District  
Contra Costa County, California  
Capital Improvement Program Budget*



The Capital Improvement Program for Fiscal Year 2012-2013 is valued at \$2,974,181 and includes funding necessary to properly service, maintain and support the basic functions of District operations, design for the two (2) CIP Water & Wastewater Master Plans as well as \$800,000 for the approved CIP Solids Improvements, Phase 1: New Solar Dryers and 2 Belt Presses project started in FY 2011-2012.

The CIP is broken down into Six (6) distinct areas – Wastewater Capital Improvements; Wastewater Structures & Improvements; Water Capital Improvements; Water Structures & Improvements; Equipment; and Infrastructure Replacement. All of the projects that are included as a part of the CIP represent projects that continue to maintain existing infrastructure, as well as preparing to accommodate future development.

The Water and Wastewater Master Plans that were commissioned late in fiscal year 2010-2011 were completed, have been reviewed by the Board of Directors and were adopted. Future residential and commercial development in Discovery Bay will determine the timing of any capital improvements necessary to accommodate any new growth.

*Wastewater– Capital Improvements and Structures & Replacements*

The Wastewater CIP and Structures & Replacements represent Twelve (12) projects at a total combined cost of \$1,962,781; of which \$699,781 is allocated for design work of the Wastewater Master Plan which will be financed. \$800,000 is allocated for Solids Improvements, Phase 1: New Solar Dryers and 2 Belt Presses approved in FY 2011-2012. Included in the CIP is \$1,600,101 in carry-over funds necessary to close out the remainder of projects associated with the FY 2012-2013.

*Water Capital Improvements and Structures & Replacements*

The CIP for Domestic Water production includes Five (5) projects at total combined cost of \$436,400. The projects include \$221,400 for design of the Water Master Plan which will be financed. Included in the CIP is \$1,999 in carry-over funds necessary to close out the remainder of projects associated with the FY 2012-2013.

*Equipment: Capital*

There are Three Equipment purchases listed for Administration, Water and Wastewater departments totaling \$75,000. These Equipment purchase are as follows; Community Message Board \$40,000; Boom Lift (cost split between the Parks & Landscaping and Water and Wastewater Departments) \$25,000; and Security Cameras for the Wastewater Treatment Plants \$10,000.

*Infrastructure Replacement Fund*

The addition of the Infrastructure Replacement Fund allocates \$500,000 in four distinct areas: Sewer Infrastructure; Pumps and Motors Replacement; Water Infrastructure; and Facilities and Vehicles Replacement.



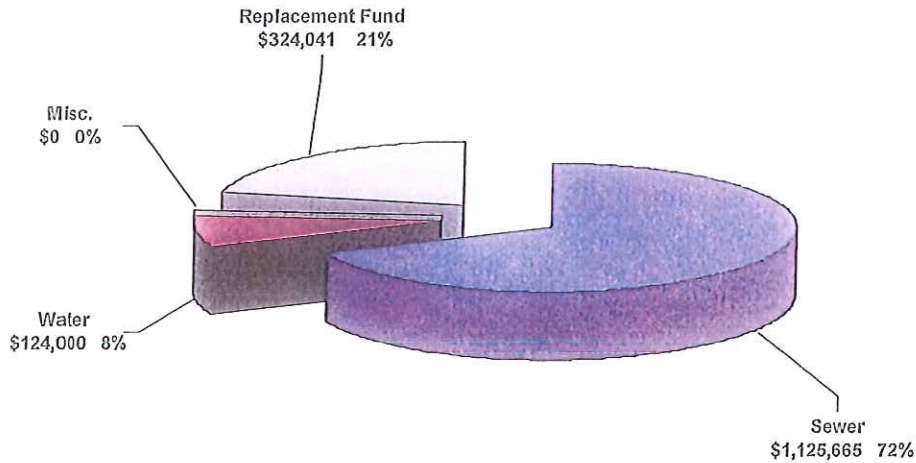
FY 2012-2013 Preliminary Draft Capital Improvement Budget			2010/2011	2011/2012	2011/2012	Proposed	
Account	Account Description	Dept./Proj#	ACTUALS	BUDGET	ACTUALS April 2012	2012/2013	Variance
3000	Equipment		\$ -	\$ -	\$ -	Budget	\$ -
	Community Message Board	A				\$ 75,000	\$ -
	Boom Lift	W/WW				\$ 40,000	
	Security Camera's	WW				\$ 25,000	
3120	CIP wastewater		\$ -	\$ 1,125,665	\$ 417,316	\$ 310,000	\$ -
	Secondary Effluent Pump Station Modifications	5					
	Secondary Effluent Equalization	6					
	Effluent Filtration	7					
	Revise UV Disinfection Weirs	8					
	Conduct UV Disinfection Viral Bioassay Test	9			\$ 50,000		
	Upgrade UV Disinfection	10					
	Add Pump to Export Pump Station	12				\$ 110,000	
	Solids Improvements, phase 2: One New Solar Dryer	14				\$ 150,000	
	Collection System Pump Station Improvements	15				\$ 50,000	
	SCADA Improvements	16				\$ 50,000	
	Fiber to Plant 1					\$ 251,400	\$ -
3135	CIP Water		\$ -	\$ 124,000	\$ 115,000	\$ 251,400	\$ -
	Source Capacity						
	Well 7	1a		\$ 40,000		\$ 221,400	
	Well 18 pump Equipment Upgrade	1d				\$ 30,000	
	Treatment Filter at Willow Lake						
	treatment Filter unit at Willow Lk WTP vessel, media, foundation, all new face piping & controls	2a					
	New Backwash Tank at Willow Lk WTP piping modifications & foundation	2b					
	New Recycle Pumps at Willow Lk WTP 3 pumps, piping & controls	2c					
	Recycle Pump Upgrade - Newport	2e					
3150	Structures & Improvements Wastewater		\$ -	\$ -	\$ -	\$ 1,652,781	\$ -
	Influent Pump Station Modifications	1				\$ 58,882	
	RE-Activate Pump Station W	2				\$ 21,319	
	Emergency Storage Facilities	3				\$ 14,580	
	Splitter Box, OX ditch, Clarifier, RAS pumps at Plant 2, standby Aerators	4				\$ 605,000	
	Reverse Osmosis Facilities	11					
	Solids Improvements, Phase 1: New Solar Dryers and 2 Belt Presses	13		\$ 800,000	\$ 800,000	\$ 800,000	
	Rehab Manholes					\$ 18,000	
	Raise Manholes					\$ 10,000	
	Spare NTU Sensor					\$ 60,000	
	Road Crossing Ramps					\$ 15,000	
	Salinity Project					\$ 50,000	
3165	Structures & Improvements Water		\$ -	\$ -	\$ -	\$ 185,000	\$ -
	Water Distribution System						
	Replace 8-in mainline w/new 16-in C905 - Willow Lk from Disco Blvd to Beaver Ln	3b				\$ 150,000	
	Storage Tanks						
	New Water Storage Tank - Newport WTP	4a					
	Willow Lake WTP Chemical Room Upgrade					\$ 25,000	
	Security Door Locks					\$ 10,000	
3180	Infrastructure Replacement Fund		\$ -	\$ 320,000	\$ 320,000	\$ 500,000	\$ -
	Sewer Infrastructure Replacement Program			\$ 150,000	\$ 150,000	\$ 200,000	
	Pumps/Motors Replacement Fund Program			\$ 40,000	\$ 40,000	\$ 50,000	
	Water Infrastructure Replacement Program			\$ 100,000	\$ 100,000	\$ 200,000	
	Facilities & Vehicles Replacement Fund			\$ 30,000	\$ 30,000	\$ 50,000	
	Encumbrance(s) Carry Over (Re-budgeted) Capital					\$ 1,602,100	
	Capital Totals		\$ 856,610	\$ 1,569,665	\$ 852,316	\$ 2,053,000	
	Bond Financed Totals					\$ 921,181	
	Growth Induced Totals						
	Total Capital		\$ -	\$ 1,569,665	\$ 852,316	\$ 2,974,181	\$ 1,404,516
	Total Capital Plus Encumbrance(s) Carry Over (Re-budgeted) Capital		\$ -	\$ 1,569,665	\$ 852,316	\$ 4,576,281	\$ 1,404,516

FY 2012-2013 Preliminary Draft Capital Improvement Budget			Proposed 2013/2014 Budget	Proposed 2014/2015 Budget	Proposed 2015/2016 Budget	Proposed 2016/2017 Budget	SUM	
Account	Account Description	Dept./Proj#						
3000	Equipment		\$ -	\$ -	\$ -	\$ -	\$ 75,000	
	Community Message Board	A					\$ 40,000	
	Boom Lift	W/WW					\$ 25,000	
	Security Camera's	WW					\$ 10,000	
3120	CIP wastewater		\$ 235,000	\$ 916,400	\$ 4,221,300	\$ 2,211,300	\$ 7,894,000	
	Secondary Effluent Pump Station Modifications	5			\$ 250,000		\$ 250,000	
	Secondary Effluent Equalization	6			\$ 680,000		\$ 680,000	
	Effluent Filtration	7		\$ 461,400	\$ 2,076,300	\$ 2,076,300	\$ 4,614,000	
	Revise UV Disinfection Welrs	8					\$ -	
	Conduct UV Disinfection Viral Bioassay Test	9					\$ -	
	Upgrade UV Disinfection	10		\$ 120,000	\$ 1,080,000		\$ 1,200,000	
	Add Pump to Export Pump Station	12		\$ 100,000			\$ 100,000	
	Solids Improvements, phase 2: One New Solar Dryer	14					\$ -	
	Collection System Pump Station Improvements	15	\$ 135,000	\$ 135,000	\$ 135,000	\$ 135,000	\$ 650,000	
	SCADA Improvements	16	\$ 100,000	\$ 100,000			\$ 350,000	
	Fiber to Plant 1						\$ 50,000	
3135	CIP Water		\$ 648,020	\$ 894,380	\$ 403,200	\$ 28,800	\$ 2,225,800	
	Source Capacity						\$ -	
	Well 7	1a	\$ 627,300	\$ 627,300			\$ 1,476,000	
	Well 1B pump Equipment Upgrade	1d					\$ 30,000	
	Treatment Filter at Willow Lake						\$ -	
	Treatment Filter unit at Willow Lk WTP vessel, media, foundation, all new face piping & controls	2a	\$ 20,720	\$ 238,280			\$ 259,000	
	New Backwash Tank at Willow Lk WTP piping modifications & foundation	2b		\$ 28,800	\$ 331,200		\$ 360,000	
	New Recycle Pumps at Willow Lk WTP 3 pumps, piping & controls	2c			\$ 72,000		\$ 72,000	
	Recycle Pump Upgrade - Newport	2e				\$ 28,800	\$ 28,800	
3150	Structures & Improvements Wastewater		\$ 4,473,390	\$ 4,186,710	\$ 1,350,000	\$ -	\$ 11,662,881	
	Influent Pump Station Modifications	1	\$ 981,360				\$ 1,040,242	
	RE-Activate Pump Station W	2	\$ 355,320				\$ 376,639	
	Emergency Storage Facilities	3	\$ 114,210	\$ 114,210			\$ 243,000	
	Splitter Box, OX ditch, Clarifier, RAS pumps at Plant 2, standby Aerators	4	\$ 2,722,500	\$ 2,722,500			\$ 6,050,000	
	Reverse Osmosis Facilities	11					\$ -	
	Solids Improvements, Phase 1: New Solar Dryers and 2 Belt Presses	13	\$ 300,000	\$ 1,350,000	\$ 1,350,000		\$ 3,800,000	
	Rehab Manholes						\$ 18,000	
	Raise Manholes						\$ 10,000	
	Spare NTU Sensor						\$ 60,000	
	Road Crossing Ramps						\$ 15,000	
	Salinity Project						\$ 50,000	
3165	Structures & Improvements Water		\$ 250,000	\$ 336,400	\$ 1,743,600	\$ 610,960	\$ 3,125,960	
	Water Distribution System						\$ -	
	Replace 8-in mainline w/new 16-in C905 - willow lk from Disco Blvd to Beaver Ln	3b	\$ 250,000	\$ 250,000	\$ 750,000	\$ 610,960	\$ 2,010,960	
	Storage Tanks						\$ -	
	New Water Storage Tank - Newport WTP	4a		\$ 86,400	\$ 937,600		\$ 1,080,000	
	Willow Lake WTP Chemical Room Upgrade						\$ 25,000	
	Security Door Locks						\$ 10,000	
3180	Infrastructure Replacement Fund		\$ 500,000	\$ 500,000	\$ 500,000	\$ 500,000	\$ 2,500,000	
	Sewer Infrastructure Replacement Program		\$ 200,000	\$ 200,000	\$ 200,000	\$ 200,000	\$ 1,000,000	
	Pumps/Motors Replacement Fund Program		\$ 50,000	\$ 50,000	\$ 50,000	\$ 50,000	\$ 250,000	
	Water Infrastructure Replacement Program		\$ 200,000	\$ 200,000	\$ 200,000	\$ 200,000	\$ 1,000,000	
	Facilities & Vehicles Replacement Fund		\$ 50,000	\$ 50,000	\$ 50,000	\$ 50,000	\$ 250,000	
	Encumbrance(s) Carry Over (Re-budgeted) Capital						\$ 1,602,100	
	Capital Totals		\$ 985,000	\$ 985,000	\$ 1,385,000	\$ 1,245,960	\$ 6,653,960	
	Bond Financed Totals		\$ 5,100,690	\$ 4,814,010	\$ 2,280,000		\$ 13,115,881	
	Growth Induced Totals		\$ 20,720	\$ 1,034,880	\$ 4,553,100	\$ 2,109,100	\$ 7,713,800	
	Total Capital		\$ 6,106,410	\$ 6,833,890	\$ 8,218,100	\$ 3,351,060	\$ 27,483,641	
	Total Capital Plus Encumbrance(s) Carry Over (Re-budgeted) Capital		\$ -	\$ 6,106,410	\$ 6,833,890	\$ 8,218,100	\$ 3,351,060	\$ 29,085,742

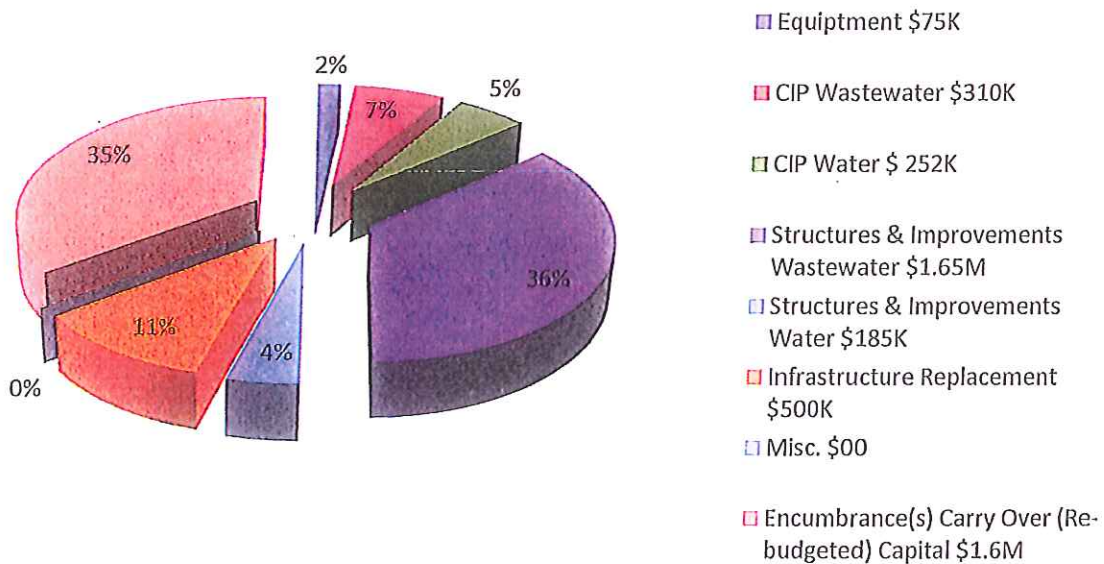


## CAPITAL IMPROVEMENT PROGRAM

FY 2011/2012



## FY 2012-2013 Proposed Capital Improvement Budget



*Town of Discovery Bay Community Services District  
 Contra Costa County, California  
 Salary and Wages*

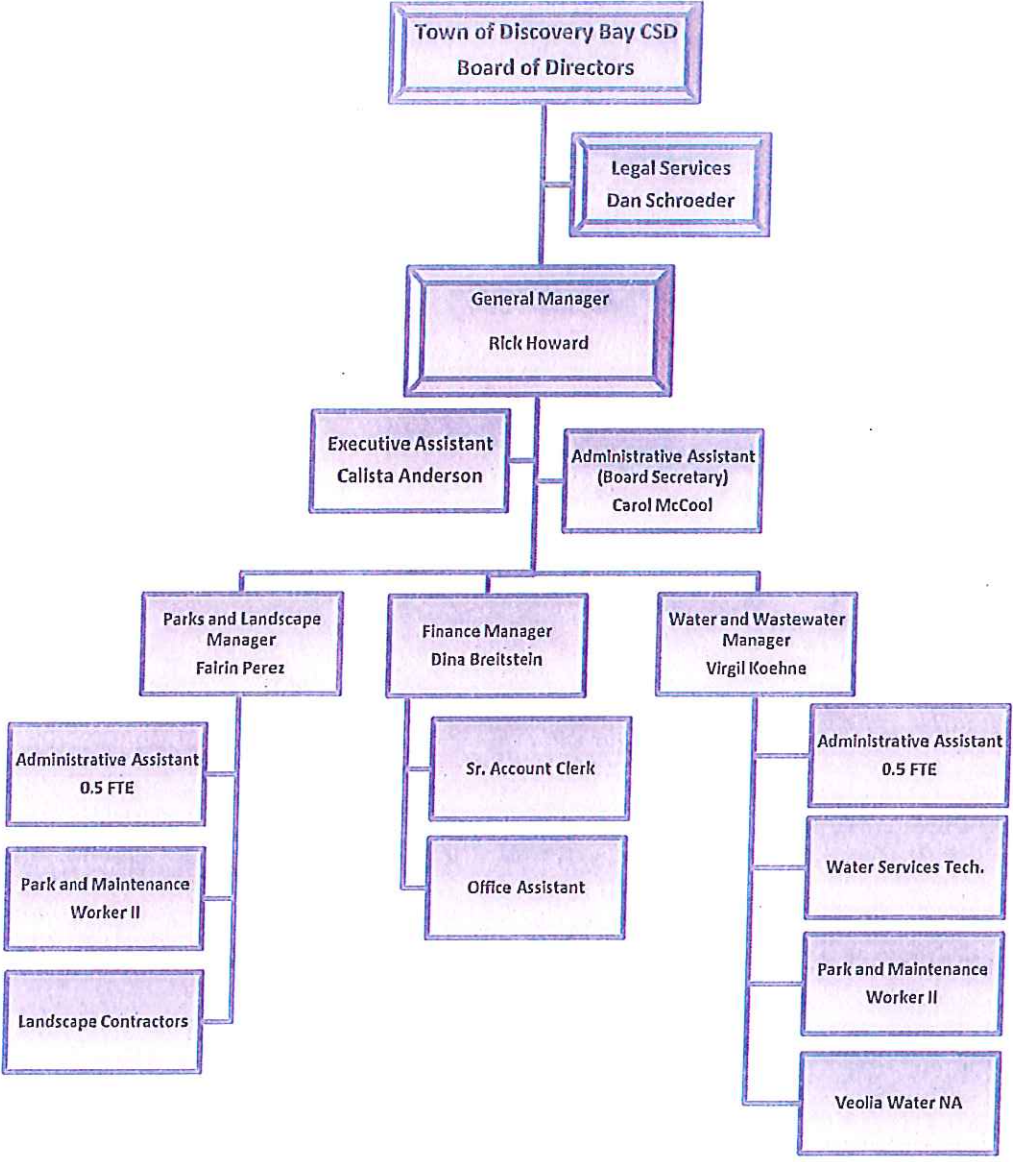


The Town of Discovery Bay lies within the metropolitan statistical areas of San Francisco/Oakland/San Jose. However, it is geographically closer to the farmlands of the central valley and the cities of Brentwood, Stockton and Tracy. The proximity to the employment centers of the Bay Area and those of the Central Valley determine the labor pool from which the District recruits its workers. In order to maintain a qualified and motivated workforce, it is necessary to provide a salary and compensation package that is commensurate within industry norms and within the financial means of the District.

Salary Schedule

Classification	Range #	Minimum Pay Rate				Maximum Pay Rate			
		Hourly	Bimonthly	Monthly	Annual	Hourly	Bimonthly	Monthly	Annual
Administrative Assistant	139	20.45	1,772	3,544	42,527	25.56	2,215	4,430	53,158
Executive Assistant	148	25.53	2,213	4,426	53,110	31.92	2,766	5,532	66,387
Finance Manager	517	29.69	2,573	5,146	61,755	40.08	3,474	6,947	83,370
General Manager	541	53.70	4,654	9,308	111,699	72.50	6,283	12,566	150,793
Office Assistant	131	16.78	1,454	2,909	34,904	20.98	1,818	3,636	43,629
Parks & Landscape Manager	517	29.69	2,573	5,146	61,755	40.08	3,474	6,947	83,370
Parks & Maintenance Worker II	138	19.95	1,729	3,457	41,489	24.93	2,161	4,322	51,862
Parks & Maintenance Worker II	138	19.95	1,729	3,457	41,489	24.93	2,161	4,322	51,862
Senior Account Clerk	139	20.45	1,772	3,544	42,527	25.56	2,215	4,430	53,158
Water & Wastewater Manager	517	29.69	2,573	5,146	61,755	40.08	3,474	6,947	83,370
Water Services Technician	144	23.13	2,005	4,010	48,115	28.92	2,506	5,012	60,144

Town of Discovery Bay Community Services District  
 Contra Costa County, California  
 Organizational Chart







**FY 2011-12 Authorized Positions  
 Regular Positions/Full Time Equivalent (FTE's)**

Position Title	Actual	Actual	Proposed
	FY 2010-11	FY 2011-12	FY 2012-13
Director	5.0	5.0	5.0
General Manager	1.0	1.0	1.0
Water and Wastewater Manager	1.0	1.0	1.0
Landscape Manager	1.0	0.0	0.0
Finance Manager	0.0	1.0	1.0
Parks and Landscape Manager	0.0	1.0	1.0
Administrative Assistant	3.0	2.0	2.0
Executive Assistant	0.0	1.0	1.0
Office Clerk	1.0	0.0	0.0
Office Assistant	0.0	1.0	1.0
Account Clerk	1.0	0.0	0.0
Sr. Account Clerk	1.0	1.0	1.0
Water Services Worker	1.0	0.0	0.0
Water Services Technician	0.0	1.0	1.0
Parks and Maintenance Worker I	1.0	1.0	0.0
Parks and Maintenance Worker II	1.0	1.0	2.0
<b>Totals</b>	<b>17.0</b>	<b>17.0</b>	<b>17.0</b>

*Town of Discovery Bay Community Services District  
Contra Costa County, California*



**This Page Left Intentionally Blank**

*Town of Discovery Bay Community Services District  
Contra Costa County, California  
Parks and Landscape*



The District maintains all the public parks and publically owned landscaped areas in Discovery Bay. The landscape areas in Discovery Bay are broken down into five landscape zones. Two of those zones are owned by the Town of Discovery Bay CSD, with the remaining three owned by Contra Costa County, and maintained under contract by the District. The five Landscaping & Lighting zones are:

Discovery Bay Landscape & Lighting Zone #8:

Zone 8 is owned and maintained by the Town of Discovery Bay CSD. This zone includes the landscape streetscape frontages along Highway 4, Clipper Drive, Discovery Bay Boulevard, Willow Lake Road, and a variety of smaller landscaped areas. Cornell Park & Roberta Fuss Tot Lot are also included in this zone.

Discovery Bay Landscape & Lighting Zone #9 (Ravenswood):

Zone 9 is owned and maintained by the Town of Discovery Bay CSD. This zone includes the landscape streetscape frontages along Wilde Drive and Poe Drive. Ravenswood Park is also included in this zone.

Contra Costa County Landscape & Lighting Zone #35:

Zone 35 is owned by Contra Costa County; but is maintained by Town Of Discovery Bay CSD. The zone includes the landscaped median islands on Bixler Road at the intersection of Highway 4, and a pedestrian pathway from the Sandy Cove Shopping Center to Newport Drive. There are also included two pedestrian bridges along the path.

Contra Costa County Landscape & Lighting Zone #57:

Zone 57 is owned by Contra Costa County; but is maintained by Town Of Discovery Bay CSD. This zone includes all landscaped streetscape frontages in and outside of the Centex Development, along Highway 4, a portion of Bixler Road, and two small parking areas. Regatta Park is also included in this zone.

Contra Costa County Landscape & Lighting Zone #61:

Zone 61 is owned by Contra Costa County; but is maintained by Town Of Discovery Bay CSD. This zone includes landscaped streetscape frontages along a major portion of Bixler Road, Point of Timber Road, the Park & Ride lot, a portion of Newport Drive, Preston Drive and Slifer Drive. Slifer Park is also included in this zone.





Town of Discovery Bay Landscape and Lighting Zone #8  
Proposed FY 2012-13 Operating & Capital Improvement Budget  
Draft Date June 1, 2012

**Operating & Maintenance Budget**

Obj #	Account Description	2011/2012 Amended Budget	2011/2012 Year End Estimate	2012/2013 Proposed Budget
	Salary & Wages			
2310	Staff Payroll	\$93,760	\$93,760	\$67,032
	Parks & Landscape Manager			\$28,959
	Parks Maintenance Workers (I & II)			\$23,901
	Administrative Assistant			\$10,692
	Misc. Staff			\$3,480
	Sub-Total	\$93,760	\$93,760	\$67,032
	Contractual Services			
2310	Professional/Specialized Services	\$8,000		\$6,000
	Legal Services		\$1,000	\$5,000
	Consultants/Other		\$1,000	\$1,000
2360	Insurance	\$6,500		\$7,500
	SDRMA		\$4,949	\$7,500
	Sub-Total	\$14,500	\$6,949	\$13,500
	Operations & Maintenance			
2100	Office Expenses, Supplies	\$1,250	\$1,750	\$1,250
2102	Books, Periodicals & Subscriptions	\$200	\$160	\$200
2103	Postage	\$100	\$22	\$100
2110	Communications	\$1,765		\$2,325
	Verizon - Cell Phones		\$1,100	\$1,200
	AT&T - Office Lines / Internet Service		\$213	\$1,125
2120	Utilities	\$108,500		\$111,667
	PG&E (Street Lighting & Irrigation Clocks)		\$82,523	\$84,350
	Water		\$19,200	\$23,630
	Garbage		\$3,627	\$3,687
2130	Small Tools & Instruments	\$3,000	\$3,000	\$2,500
2131	Minor Equipment, Furniture less than \$1,000	\$500	\$570	\$500
2170	Household Items	\$1,750	\$1,750	\$1,750
2190	Public Notices	\$300	\$300	\$300
2200	Memberships	\$500	\$507	\$500
2250	Rent & Lease of Equipment	\$500	\$560	\$500
2251	Computer Software	\$0	\$0	\$0
2270	Maintenance of Equipment	\$1,200	\$1,952	\$1,200
2271	Automotive Supplies & Repairs	\$2,000	\$1,450	\$2,000
2272	Gasoline	\$3,500	(\$4,500)	\$4,000
2281	Maintenance of Buildings	\$6,500		\$7,020
	Cornell Restrooms - Janitorial		\$4,079	\$4,070
	Cornell Restroom - Repairs		\$2,000	\$2,000
	Offices		\$1,000	\$950
2282	Grounds Maintenance	\$212,000		\$165,754
	Landscape Maintenance Fees		\$93,027	\$101,484
	Irrigation Repairs (Planned)		\$40,291	\$20,000
	Clock Replacements		\$425	\$3,000
	Pedestal Replacements		\$1,250	\$2,500
	Emergency Work (Irrigation)		\$2,400	\$2,500
	Emergency Work (Tree Care)		\$2,385	\$3,000
	Tree Care Services (Palm Trees)		\$6,449	\$1,250
	Tree Care Services (Planned Rotations)		\$10,500	\$2,500
	Planting Replacements (Minor, Planned)		\$1,637	\$4,000
	Turf Care Program		\$2,290	\$4,750
	Baseball Field Maintenance			\$1,200
	Color Changes (Cornell Park & Front Entrance)		\$2,910	\$4,410
	Pest Control		\$450	\$1,350
	Lighting Maintenance (Entrance & Cornell)		\$2,755	\$2,750
	Drinking Fountain Cleaning		\$300	\$300
	Mulch Replacement Program		\$5,600	\$10,760
2284	Requested Maintenance from County	\$0	\$0	\$0
2301	Employee Auto Mileage - Reimbursement	\$600	\$600	\$250
2303	Other Travel Employee Expenses / Training	\$1,500	\$1,510	\$2,500
2470	Road/Construction Materials (Street Signs)	\$500	\$65	\$500
2479	Other Special Expenses	\$12,000		\$10,100
	Christmas / Entrance Lighting		\$5,292	\$5,100
	Miscellaneous		\$4,000	\$5,000
2490	Miscellaneous Services & Supplies	\$300	\$100	\$1,000
	Sub-Total	\$358,465	\$305,499	\$315,916
7800	Inter-Governmental Charges			
3530/3550	Taxes & Assessments	\$1,000	\$760	\$1,200
3611	Interfund Exp. (Investment & Property Tax)	\$500	\$500	\$500
5011	Reimbursement for County Admin. Costs	\$500	\$500	\$500
	Sub-Total	\$2,000	\$1,760	\$2,200
	TOTAL O&M Budget	\$468,725	\$407,968	\$398,647





Town of Discovery Bay Landscape and Lighting Zone #9  
 Proposed FY 2012-13 Operating & Capital Improvement Budget  
 Draft Dated May 9, 2012

**Operating & Maintenance Budget**

Obj #	Account Description	2011/2012 Budget	2012 / 2013 Year End Estimate	Proposed 2012/2013 Budget
	<b>Salary &amp; Wages</b>			
2310	Staff Payroll	\$37,952	\$25,000	\$27,921
	Parks & Landscape Manager			\$10,860
	Parks Maintenance Workers (I & II)			\$8,963
	Administrative Assistant			\$6,110
	Misc. Staff			\$1,988
	Sub-Total	\$37,952	\$25,000	\$27,921
	<b>Contractual Services</b>			
2310	Professional/Specialized Services	\$8,200		\$5,000
	Legal Services			\$2,000
	Consultants/Other		\$5,840	\$3,000
2360	Insurance	\$1,500		\$1,850
	SDRMA		\$1,798	\$1,850
	Sub-Total	\$9,700	\$7,638	\$6,850
	<b>Operations &amp; Maintenance</b>			
2100	Office Expenses, Supplies	\$500	\$350	\$500
2102	Books, Periodicals & Subscriptions	\$50	\$25	\$100
2103	Postage	\$150	\$0	\$50
2110	Communications	\$350		\$735
	Verizon - Cell Phones		\$300	\$360
	AT&T - Office Lines / Internet Service			\$375
2120	Utilities	\$26,325		\$16,384
	PG&E (Street Lighting & Irrigation Clocks)		(\$4,075)	\$1,284
	AT & T (Irrigation Clock)		\$75	\$100
	Water		\$14,500	\$15,000
2130	Small Tools & Instruments	\$750	\$250	\$500
2131	Minor Equipment, Furniture less than \$1,000	\$250	\$100	\$500
2170	Household Items	\$750	\$500	\$600
2190	Public Notices	\$500	\$350	\$350
2200	Memberships	\$50	\$0	\$200
2250	Rent & Lease of Equipment	\$0	\$376	\$0
2251	Computer Software	\$0	\$0	\$0
2270	Maintenance of Equipment	\$200	\$345	\$300
2271	Automotive Supplies & Repairs	\$300	\$0	\$500
2272	Gasoline	\$500	\$600	\$750
2281	Maintenance of Buildings	\$0		\$2,100
	Temporary Restroom Facility - Splash Pad Season		\$300	\$2,100
2282	Grounds Maintenance	\$44,500		\$48,528
	Landscape Maintenance Fees		\$33,450	\$32,700
	Irrigation Repairs (Planned)		\$1,250	\$1,500
	Clock Replacements			\$3,500
	Emergency Work (Irrigation)			\$500
	Emergency Work (Tree Care)			\$0
	Tree Care Services (Planned Rotations)		\$1,525	\$1,550
	Planting Replacements (Minor, Planned)		\$1,450	\$1,500
	Turf Care Program		\$1,150	\$3,250
	Pest Control			\$500
	Lighting Maintenance (Solar)		\$796	\$0
	Drinking Fountain Cleaning		\$275	\$300
	Mulch Replacement Program		\$1,650	\$3,228
2284	Requested Maintenance from County	\$0		\$0
2301	Employee Auto Mileage - Reimbursement	\$50	\$10	\$50
2303	Other Travel Employee Expenses	\$0	\$387	\$500
2470	Road/Construction Materials (Street Signs)	\$0	\$0	\$200
2479	Other Special Expenses	\$1,350		\$1,000
	Miscellaneous		\$725	\$1,000
	Sub-Total	\$76,575	\$56,564	\$73,847
7800	Inter-Governmental Charges			
3530/3550	Taxes & Assessments	\$425	\$1,645	\$1,700
3611	Interfund Exp. (Investment & Property Tax)	\$0	\$0	\$0
5011	Reimbursement for County Admin. Costs	\$0	\$0	\$0
	Sub-Total	\$425	\$1,645	\$1,700
	<b>TOTAL O&amp;M Budget</b>	\$124,652	\$90,847	\$110,318





Town of Discovery Bay Landscape and Lighting Zone #8  
Proposed FY 2012-13 Operating & Capital Improvement Budget  
Draft Date June 1, 2012

**Capital Budget**

Acct. #	Account Description	2011/2012 Amended Budget	2011/2012 Year End Estimate	2012/2013 Proposed Budget
<b>PARKS</b>				
4789	Cornell Park - Playground Replacement	\$165,000	\$77,165	(\$22,330)
4834	Cornell Park Improvements	\$92,100		\$262,490
	Cornell Park (ADA Upgrades)	\$34,600	\$38,137	
	Cornell Park (Tennis Court Surfacing)	\$20,000	\$22,153	
	Cornell Park (Tennis Court Fencing) Amendment Pending		\$22,014	
	Cornell Park (Dog Park Fencing)	\$0	\$0	
	Cornell Park (Tot Lot Removal)	\$12,500	\$9,878	
	Cornell Park (Horse Shoe & Bocce Court)	\$25,000	\$25,000	
	Cornell Park (Pickle Ball Courts)			\$100,000
	Cornell Park (Solar Lighting)			\$110,000
	Cornell Park (Par Course)			
	Cornell Park (Splash Pad)			\$17,490
	Cornell Park (Bench & Picnic Table Replacements)			\$35,000
	<b>Parks Sub Total</b>	\$257,100	\$117,182	\$240,160
<b>STREETSCAPE</b>				
4265	Various Improvements	\$7,500	\$4,500	\$5,000
4546	Structure & Walkway Repairs	\$2,000	\$2,000	\$2,500
4829	Landscape Master Plan Areas	\$77,803		\$137,344
	Discovery Bay Blvd. (West) / Sand Point Road	(\$19,697)	(\$19,697)	
	Highway 4 (East)	\$55,000	\$10,156	\$44,844
	Discovery Bay Blvd. (East)	\$42,500	\$41,239	
	Clipper Drive (Tree & Shrub Plantings)			\$75,000
	Island / Levee (Irrigation Upgrades/Plantings In House)			\$17,500
	Newport Lane (New Installation)			
	Highway 4 (West)			
	<b>Streetscape Sub Total</b>	\$87,303	\$31,698	\$144,844
<b>MISC.</b>				
4853	Vehicle Purchase	\$25,000	\$23,386	
4959	Tools & Sundry Equipment	\$3,000		\$48,500
	Miscellaneous Tools or Equipment		\$627	\$3,500
	50' Boom Lift (Towable)			\$35,000
	Landscape Utility Vehicle			\$10,000
	<b>Misc. Sub Total</b>	\$28,000	\$24,013	\$48,500
	<b>Total Capital Budget</b>	\$372,403	\$172,892	\$433,505

**Revenue Budget**

Acct#	Account Description	2011/2012 Amended Budget	2011/2012 Year End Estimate	2012/2013
<b>Revenue</b>				
740	Current Funds In Contra Costa County	\$1,443,929	\$1,443,929	\$1,316,567
500	Accounts Payable - Yr. End			
510	Retainage Account			
830	Disbursements			
9010	Current Property Taxes	\$439,498	\$439,498	\$448,288
9011	Property Tax Supplemental/Unitary/Secured			
9018	SRAF State Rev Transfer			
9020	Property Taxes - Current Unsecured	\$14,000	\$14,000	\$14,280
9035	Property Taxes - Prior Unsecured			
9181	Earnings on Investments			
9385	H/O Prop Tax Relief/State Aid/In Lieu Taxes			
9975	Misc. Non Taxable Revenue			
9799	Misc. Revenue & Services			
	<b>GRAND TOTAL REVENUE</b>	\$453,498	\$453,498	\$462,568

**Summary**

	2011/2012 Amended Budget		2012/2013
TOTAL O&M Budget	\$468,725	\$407,968	\$398,647
TOTAL CAPITAL Budget	\$372,403	\$172,892	\$433,505
<b>GRAND TOTAL BUDGETS</b>	<b>\$841,128</b>	<b>\$580,861</b>	<b>\$832,152</b>
TOTAL ANNUAL REVENUE	\$453,498	\$453,498	\$462,568
BALANCE FORWARD	\$1,443,929	\$1,443,929	\$1,316,567
FUND VALUE	\$1,897,427	\$1,897,427	\$1,779,134
CONTRIBUTION TO RESERVES	\$1,056,299	\$1,316,567	\$946,983
<b>GRAND TOTAL (Budgets/Revenue/Reserve)</b>	<b>\$0</b>	<b>\$0</b>	<b>\$0</b>



Town of Discovery Bay Landscape and Lighting Zone #9  
Proposed FY 2012-13 Operating & Capital Improvement Budget  
Draft Dated May 9, 2012

**Capital Budget**

Acct. #	Account Description	2011/2012 Budget	2012 / 2013 Year End Estimate	Proposed 2012/2013 Budget
<b>PARKS</b>				
4265	Various Improvements (Splash Pad)	\$14,000	\$13,827	
4546	Structure & Walkway Repairs (Solar)	\$32,000	\$350	
4789	Park Improvements			\$0
	Concrete Work for ADA Temp Restroom			\$0
	Solar Lighting for Shade Structure			\$0
	Parks Sub Total	\$46,000	\$14,177	\$0
<b>STREETSCAPE</b>				
4829	Streetscape Improvements			\$0
	Streetscape Sub Total	\$0		\$0
<b>MISC.</b>				
4959	Tools & Sundry Equipment	\$0		\$2,500
	Miscellaneous Tools or Equipments			\$500
	Landscape Utility Vehicle			\$2,000
	Misc. Sub Total	\$0		\$2,500
	Total Capital Budget	\$46,000	\$14,177	\$2,500

**Revenue Budget**

Acct#	Account Description	2011/2012 Budget	2012 / 2013 Year End Estimate	Proposed 2012/2013 Budget
<b>Revenue</b>				
740	Current Funds In Contra Costa County	\$109,284	\$109,284	\$118,233
500	Accounts Payable - Yr. End			
510	Retainage Account			
830	Disbursements			
9010	Current Property Taxes	\$113,972	\$113,972	\$115,682
9011	Property Tax Supplemental/Unitary/Secured			
9018	SRAF State Rev Transfer			
9020	Property Taxes - Current Unsecured			
9035	Property Taxes - Prior Unsecured			
9181	Earnings on Investments			
9385	H/O Prop Tax Relief/State Aid/In Lieu Taxes			
9975	Misc. Non Taxable Revenue			
9799	Misc Revenue & Services			
	GRAND TOTAL REVENUE	\$113,972	\$113,972	\$115,682

**Summary**

	2011/2012 Budget	2012 / 2013 Year End Estimate	Proposed 2012/2013 Budget
TOTAL O&M Budget	\$124,652	\$90,847	\$110,318
TOTAL CAPITAL Budget	\$46,000	\$14,177	\$2,500
<b>GRAND TOTAL BUDGETS</b>	<b>\$170,652</b>	<b>\$105,024</b>	<b>\$112,818</b>
TOTAL ANNUAL REVENUE	\$113,972	\$113,972	\$115,682
BALANCE FORWARD	\$109,284	\$109,284	\$118,233
FUND VALUE	\$223,256	\$223,256	\$233,914
CONTRIBUTION TO RESERVES	\$52,604	\$118,233	\$121,096
<b>GRAND TOTAL (Budgets/Revenue/Reserve)</b>	<b>\$0</b>	<b>\$0</b>	<b>\$0</b>

NO BACK UP  
DOCUMENTATION  
FOR THIS AGENDA  
ITEM # J

NO BACK UP  
DOCUMENTATION  
FOR THIS AGENDA  
ITEM # K

NO BACK UP  
DOCUMENTATION  
FOR THIS AGENDA  
ITEM # L




MAY 11 2012

Office of Supervisor Mary N. Piepho  
Contact: Karyn Cornell  
3361 Walnut Blvd, Suite 140  
Brentwood, CA 94513  
925-240-7260

Respectfully submitted by: \_\_\_\_\_

Byron  
Municipal  
Advisory  
Council



*The Byron Municipal Advisory Council serves as an advisory body to the  
Contra Costa County Board of Supervisors and the County Planning Agency.*

**DRAFT**

**\*Problem with Recording**

## Record of Actions

Meeting start time: 6:06 p.m.

Thursday, April 19, 2012

- 1.) Meeting called to order by Chair Juarez at 6:06 p.m. Council members Lopez and Vice Chair Schmit present. Councilmember Beltran absent
- 2.) **Public Comment:** No Public Comment Received.
- 3.) **Review of Record of Actions of 3-15-12 meeting:** Councilmember Lopez made a motion to accept the Record of Actions as prepared. Second made by Vice Chair Schmit. Motion carried 3-0.
- 4.) **Agency Reports**
  - a.) **East Contra Costa Fire Protection District:** Field Representative Cornell distributed the "Calls for Service for the month of March 2012.
  - b.) **Contra Costa County Sheriff's Department:** No report
  - c.) **California Highway Patrol:** Concerns discussed with regarding to truck traffic on Holway and Camino Diablo.
  - d.) **Office of Supervisor Mary N. Piepho:** Field Representative Cornell reported on the following items: Supervisor Piepho's trip to Washington D.C. to advocate on the Delta was successful; new Veterans Services Director Nathan Johnson; update and information regarding hearing on the proposal to eliminate the Department of Boating and Waterways; reminder of the upcoming 2012 Annual Advisory Training scheduled for Monday, April 30 from 5-7:00 in the County Administration Building in Martinez; provided handouts from the Brown Act Training which took place on April 2, 2012; provided anticipated schedule for the Byron sewer repair project; trailer abandoned on Hwy 4 at J-4 has been tagged by the Sheriff's office and should be removed within 72 hours.
- 5.) **Presentation:** Update from the Public Works Department: Adelina Huerta, Associate Civil Engineer: Adelina provided overview on the following projects: Vasco Road Phase I and II, State Route 239; sidewalk projects. Adelina to provided follow-up information regarding project priority list and the downtown sidewalk project. Monish Sen, Public Works staff, provided an update regarding the proposed signalization at the J-4 and Camino Diablo intersection.
- 6.) **Items for Discussion and/or Action**
  - a.) **Agency Comment Request for LP12-2023** regarding a request to add 2 antennas per sector for a total of 6 and an addition of 6 RRU's and supporting cabinets within the lease area located on East Bay Regional Park property located off Vasco Road: Motion to approve made by Councilmember Lopez as presented. Second by Vice Chair Schmit. Motion carried 3-0

*This meeting record is provided pursuant to Better Government Ordinance 95-6, Article 25-2.205(d) of the Contra Costa*

b.) Agency Comment Request for LP12-2025 regarding a request to establish an Aviation Museum at the Byron Jet Center at the Byron Airport: Motion to approve made by Councilmember Lopez as presented. Second by Vice Chair Schmit. Motion carried 3-0

c.) Discuss water distribution in the Byron area: Field Representative provided information from the Contra Costa County Local Formation Commission (LAFCO), as water distribution is not handled by the County, but would require annexation into a special district that provided water. Request made by the Council for a representative from LAFCO to present at an upcoming meeting.

**6.) Correspondence Key: R= Received S= Sent**

a.) R-3/19/12 Central Valley Regional Water Quality Control Board regarding a Notice of Public Hearing and Tentative Order Amending Waste Discharge Requirements Order R5-2008-0179.

b.) R-3/19/12 Contra Costa County Zoning Administrator Agenda for Monday, March 19, 2012

c.) R-3/27/12 Contra Costa County Planning Commission Meeting Cancellation Notice for Tuesday, March 27, 2012

d.) R-4/2/12 Contra Costa County Zoning Administrator Agenda for Monday, April 2, 2012

e.) R-4/10/12 Contra Costa County Planning Commission Meeting Revised Agenda for Tuesday, April 10, 2012

f.) R-4/16/12 Contra Costa County Zoning Administrator Agenda for Monday, April 16, 2012

g.) R-4/24/12 Contra Costa County Planning Commission Meeting Cancellation Notice for Tuesday, April 24, 2012

**7.) Councilmember Comment/Future Agenda Items**

a.) LAFCO Representative

b.) Update on the Byron Area Park Dedication Funds

c.) Discussion regarding the downtown Byron sidewalk

8.) Adjourned at 7:00p.m. to next meeting scheduled for May 17, 2012 at 6:00p.m.

Discovery Bay  
P-6 Zone  
Citizen Advisory  
Committee



Office of Supervisor Mary N. Piepho  
Contact: Karyn Cornell  
3361 Walnut Blvd., Ste 140  
Brentwood, CA 94513  
925-240-7260

May 14, 2012

Sheriff- Coroner David O. Livingston  
Contra Costa County  
651 Pine Street, 7<sup>th</sup> Floor  
Martinez, CA 94513

Dear Sheriff Livingston,

I am writing with regards to the funding for the School Resource Officer (SRO) for the Byron Union School District. As you are aware the current funding for the SRO program expires at the end of the current school year.

At the May 9, 2012 Discovery Bay P-6 Zone Citizen Advisory Committee meeting the members voted unanimously, 3-0, to renew our commitment to the program for the period of July 2012 to June 2013 in partnership with the Byron Union School District and your office.

At our meeting we discussed the benefit the program brings to the schools and the community. This, in our view, is simply too valuable a program to lose.

Additionally, per discussions on the matter, the Discovery Bay P-6 Zone Committee (DB P-6 Zone CAC) recognizes that during the timeframe that the Byron Union School District's schools are not in session the SRO staff member work from the Discovery Bay Sheriff's annex.

As you are aware, last year the DB P-6 Zone CAC stepped forward during a difficult time and funded the entire amount for the SRO position to retain this important resource. However, we recognized at the time with our limited reserves it was intended to bridge until such time our partners in this program could muster funding to bring it back toward a more equal partnership.

As this time representatives of the school board have indicated funds up to \$50,000 are anticipated to be available for their portion of the partnership and the DB P-6 Zone CAC is recommending to Supervisor Piepho and your office an amount of \$65,000 for our contribution to the program.

We recognize the difficult times we are all facing and the difficulty in identifying funding for many worthy programs such as this. It is our intent through the latter half of 2012 to redouble our efforts in identifying new possible revenue sources for next year.

In addition, we discussed community fundraising opportunities in the coming year, which could not only aid the revenue issue but also involve the residents in a way that promotes ownership and appreciation for the program going forward.

I look forward to hearing from you regarding this recommendation from the DB P-6 Zone CAC regarding funding for the Byron Union School District's SRO for June 2011 through June 2012.

As always, it is an honor to serve in our advisory role to Supervisor Piepho and in partnership with your office in service to the community of Discovery Bay.

Sincerely,



Bob Mankin  
Committee Member, Discovery Bay P-6 Zone Citizen Advisory Committee

Cc: Mary N. Piepho, Supervisor, District III,  
Lt. Alan Johnson, Contra Costa Sheriff's Delta Station  
Chris Steele, Chair, Town of Discovery Bay CSD ✓  
Ken Jacopetti, Superintendent, Byron Union School District  
Elaine Landro, President, Byron Union School District Board of Trustees