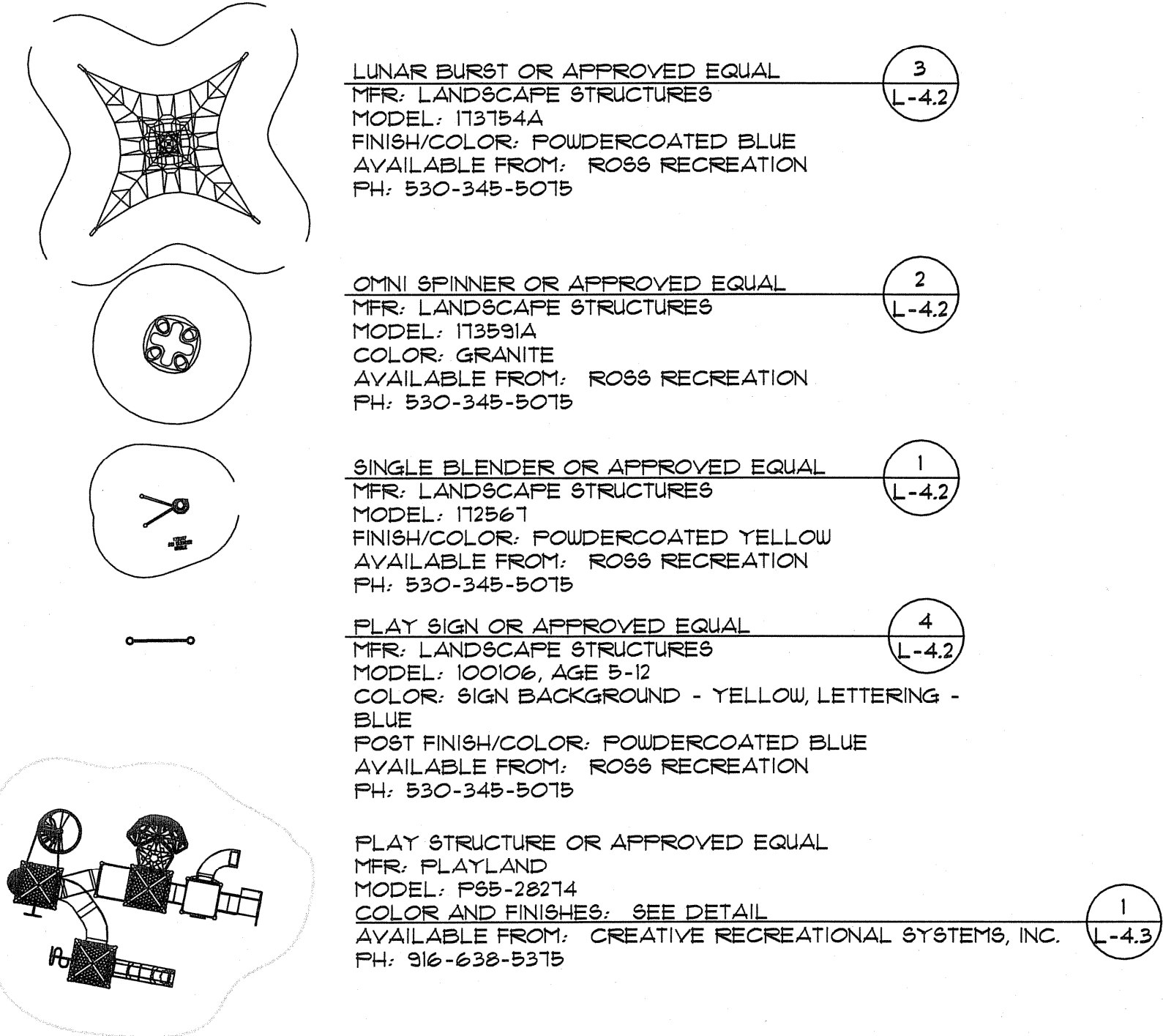


LAYOUT NOTES

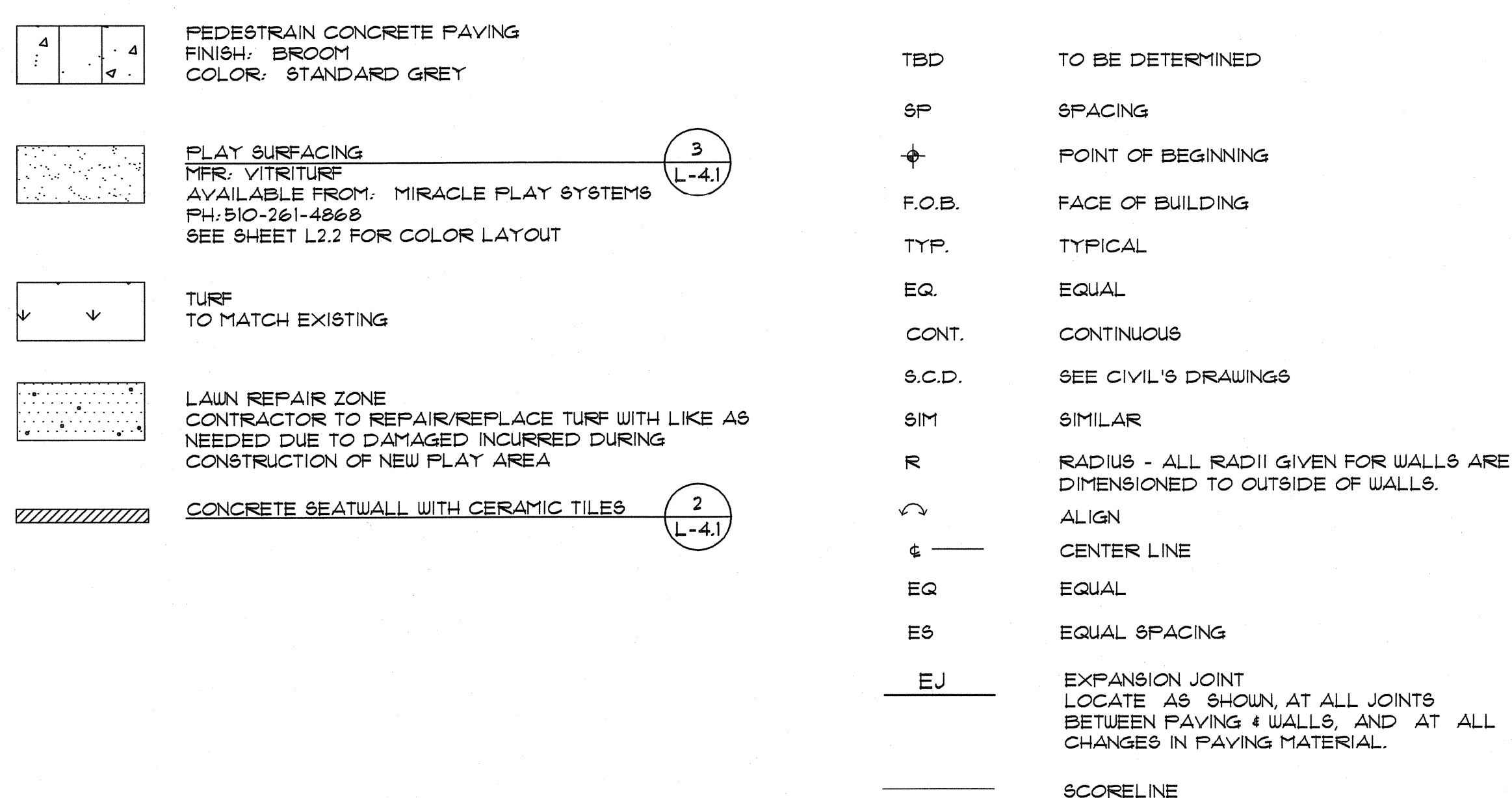
- CONTRACTOR SHALL VERIFY ALL GRADES, EXISTING CONDITIONS AND DIMENSIONS IN THE FIELD PRIOR TO COMMENCING WORK. ALL DISCREPANCIES OR QUESTIONS SHALL BE BROUGHT TO THE ATTENTION OF THE DISTRICT'S REPRESENTATIVE FOR RESOLUTION.
- ALL WRITTEN DIMENSIONS SUPERSEDE ALL SCALED DISTANCES AND DIMENSIONS. DIMENSIONS SHOWN ARE FROM THE FACE OF THE BUILDING, WALL, BACK OF CURB, EDGE OF WALK, PROPERTY LINE, OR CENTERLINE OF COLUMN UNLESS OTHERWISE NOTED ON THE DRAWINGS.
- ALL DIMENSIONS AT BUILDING ARE TO FACE OF BUILDING.
- ALL ANGLES ARE 45 DEGREE, 90 DEGREE, OR 135 DEGREE UNLESS OTHERWISE NOTED.
- ALL CURVES AND ALL TRANSITIONS BETWEEN CURVES AND STRAIGHT EDGES SHALL BE SMOOTH.
- SEE IRRIGATION SCHEMATIC FOR GENERAL SYSTEM REQUIREMENTS AND FOR LOCATION OF IRRIGATION MAINLINE PIPING. SLEEVES TO ACCOMMODATE IRRIGATION PIPING, SIZED AS NEEDED, SHALL BE IN PLACE UNDER AND THROUGH SLABS AND WALLS, PRIOR TO POURING.
- SCORE LINES IN SIDEWALKS SHALL BE SPACED TO EQUAL THE WIDTH OF THE WALKWAY, UNLESS OTHERWISE SHOWN. EXPANSION JOINTS IN SIDEWALKS SHALL BE 20' ON CENTER MAXIMUM.
- EXPANSION JOINTS IN CONCRETE WALLS SHALL BE AT 30' O.C. MAXIMUM.
- BUILDING LAYOUT AND LOCATION, SIDEWALK, CURB AND GUTTER, GRADING AND DRAINAGE IS BASED ON DRAWINGS PREPARED BY SURVEYOR.
- CONTRACTOR TO REVIEW GRADES AND ALL PLAYGROUND MFR'S DETAILS, SPECIFICATIONS, AND ASTM 1481 PRIOR TO INSTALLATION OF PLAYGROUND EQUIPMENT AND SURFACING. ALL EQUIPMENT TO BE INSTALLED PER MFR SPECS AND DETAILS.
- CONTRACTOR TO PROVIDE FINAL PLAYGROUND SAFETY INSPECTION REPORT TO DISTRICT NOTING FULL CONFORMANCE OF ASTM 1481 AND CPSC GUIDELINES.
- CONTRACTOR TO REPAIR ALL EXISTING WORK (LAWN, TREE, IRRIGATION) DAMAGED BY CONSTRUCTION ACTIVITIES TO THE SATISFACTION OF THE DISTRICT.
- CONTRACTOR TO INSTALL SITE SECURITY FENCING FOR THE ENTIRE SITE FOR THE DURATION OF THE PROJECT.

PLAY STRUCTURE LEGEND

NOTE: ALL PLAY STRUCTURES AND PLAY SIGN WILL BE PROVIDED BY DISTRICT. CONTRACTOR TO COORDINATE WITH DISTRICT REPRESENTATIVE FOR PICK UP OF PLAY STRUCTURES AND SIGN FROM DISTRICT OPERATION YARD. CONTRACTOR IS RESPONSIBLE FOR PICK UP AND INSTALLATION OF PLAY STRUCTURES AND PLAY SIGN PER MANUFACTURER'S SPECIFICATIONS.



LAYOUT LEGEND



GATES & ASSOCIATES
LANDSCAPE ARCHITECTURE
LAND PLANNING URBAN DESIGN


2671 CROW CANYON RD, SAN RAMON, CA 94583
TEL: 925.736.8176 FAX: 925.838.8901
WWW.DGATES.COM

CORNELL PARK

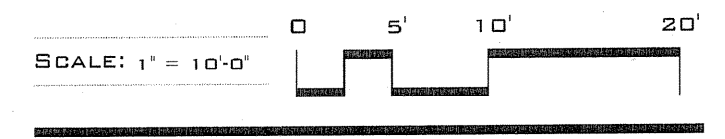
PLAY AREA RENOVATION

505 DISCOVERY BAY BLVD
DISCOVERY BAY, CA

REVISION: DESCRIPTION: DATE:



PROJECT NAME: CORNELL PARK PLAY AREA
PROJECT NUMBER: P4157
PROJECT FILE: DG-P-CORNELLDWG
DRAWN: JS
CHECK: CG/GB
DATE: 4/27/2011



LAYOUT PLAN

L2.1

PROJECT NORTH 4 OF 11 SHEETS